

ICICI Prudential Energy Opportunities Fund

Powering your country
Powering your portfolio

NFO July 02, 2024
DATE July 16, 2024



ENERGY – ESSENTIAL PART OF OUR LIFE !!!

CONSIDERING THE EXAMPLE OF HOUSEHOLDS:

Earlier, necessities of every house were **electric lights, a gas stove and a television**

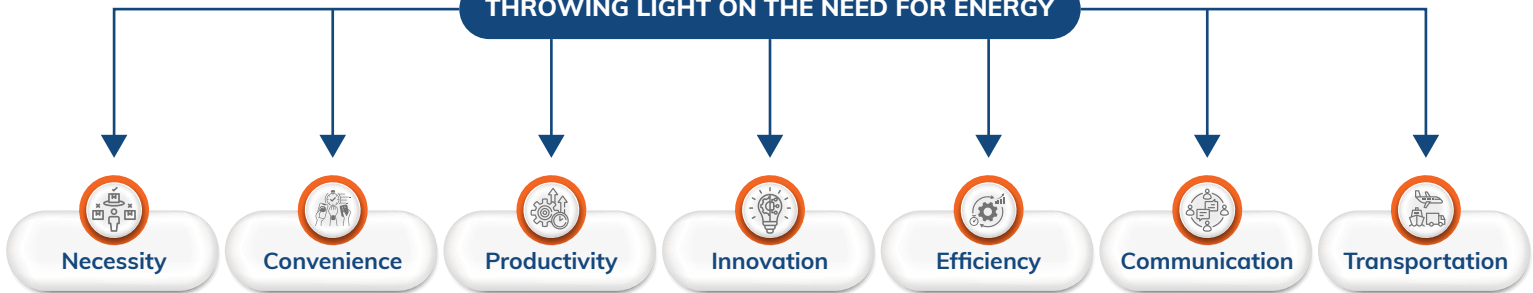
But now, **different electrical appliances**, such as refrigerator, air conditioner, induction stove, microwave, cars, two-wheelers, etc. **have become a necessity for most households**



Lifestyle Change
Increase in Energy Demand



THROWING LIGHT ON THE NEED FOR ENERGY



The above example is only for illustration purpose. The stock(s)/sector(s) mentioned in this slide do not constitute any recommendation and ICICI Prudential Mutual Fund may or may not have any future position in these stock(s)/sector(s).



INVESTMENT UNIVERSE



POWER ANCILLARIES

Energy EPC, Power T&D value, Heavy Electrical Equipment, Energy efficiency plays (manufacturing electrical equipment's for production, transmission & distribution of energy)



OIL VALUE CHAIN

Upstream (Oil Exploration & Production), Integrated refining and marketing (Refineries & Marketing), Standalone refining (Refineries & Marketing), downstream petrochemicals (Chemicals & Petrochemicals companies) and base oil processors (companies engaging in activities such exploration, production, distribution, transportation and processing of traditional & new energy), lubricants, oil field services (Oil Equipment & Services)



GREEN ENERGY / NEW ENERGY

Companies undergoing energy transition, Solar value chain, Wind power value chain, Hydrogen value chain, Bio energy value chain (companies involved bio energy value chain), alternate fuel (companies making components of new energy)



GAS VALUE CHAIN

Gas transmission (Gas Transmission/Marketing), LNG terminal (LPG/CNG/PNG/LNG Supplier), City gas distribution (LPG/CNG/PNG/LNG Supplier)



POWER VALUE CHAIN

Coal producer (Coal), power generation, power transmission, power trading



The above list is inclusive and not exhaustive. The stock(s)/sector(s) mentioned in this slide do not constitute any recommendation and ICICI Prudential Mutual Fund may or may not have any future position in these stock(s)/sector(s).LNG: Liquefied Natural Gas, CNG: Compressed Natural Gas, PNG: Piped Natural Gas. EPC: Engineering, Procurement and Construction. T&D: Transmission & Distribution.



INDIA & ENERGY FUTURE IS INTERTWINED



India current energy needs



India's future growth story dependent on energy



Premiumization to drive energy demand



Energy demand for various upcoming segments



Climate changes would increase pressure on energy demand



Government Reforms for Energy Sector

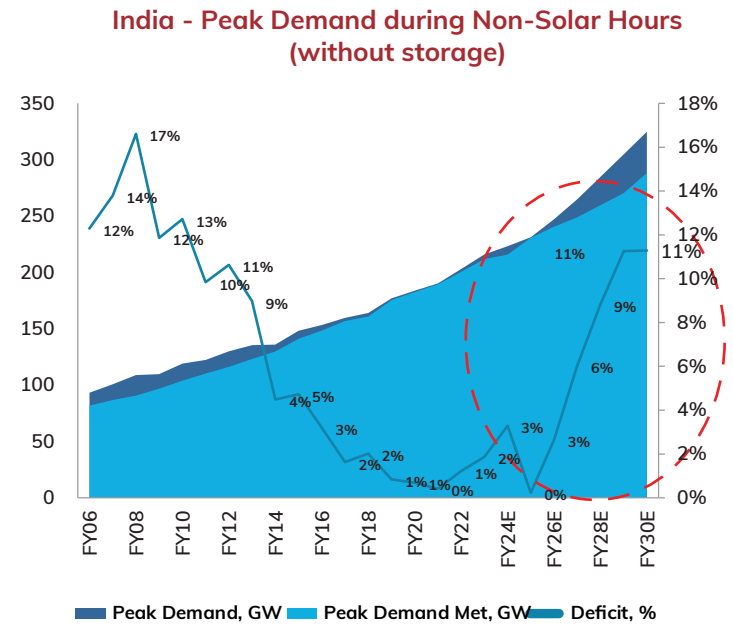
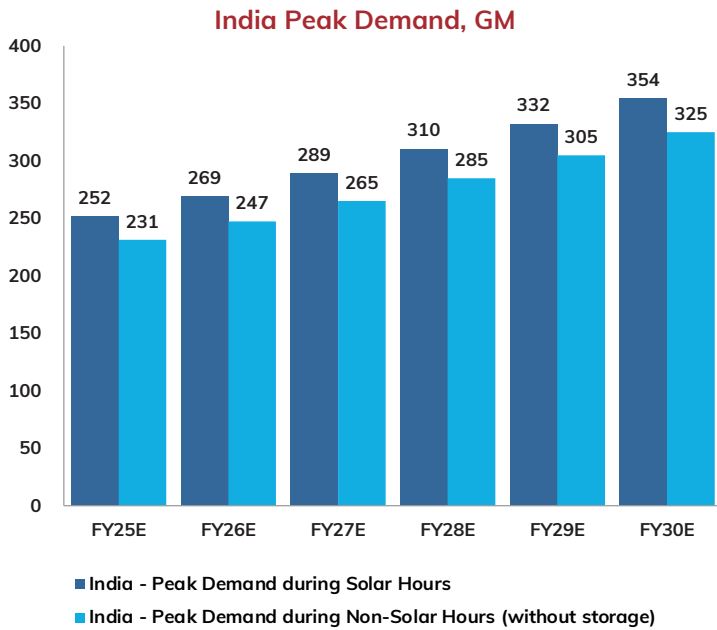


India Transition



INDIA ENERGY – DEMAND & SUPPLY GAP

Power demand expected to grow strongly in future and expected shortages maybe observed mainly during non-solar hours. This may warrant continued focus towards the sector by the Government to reduce the deficit gap



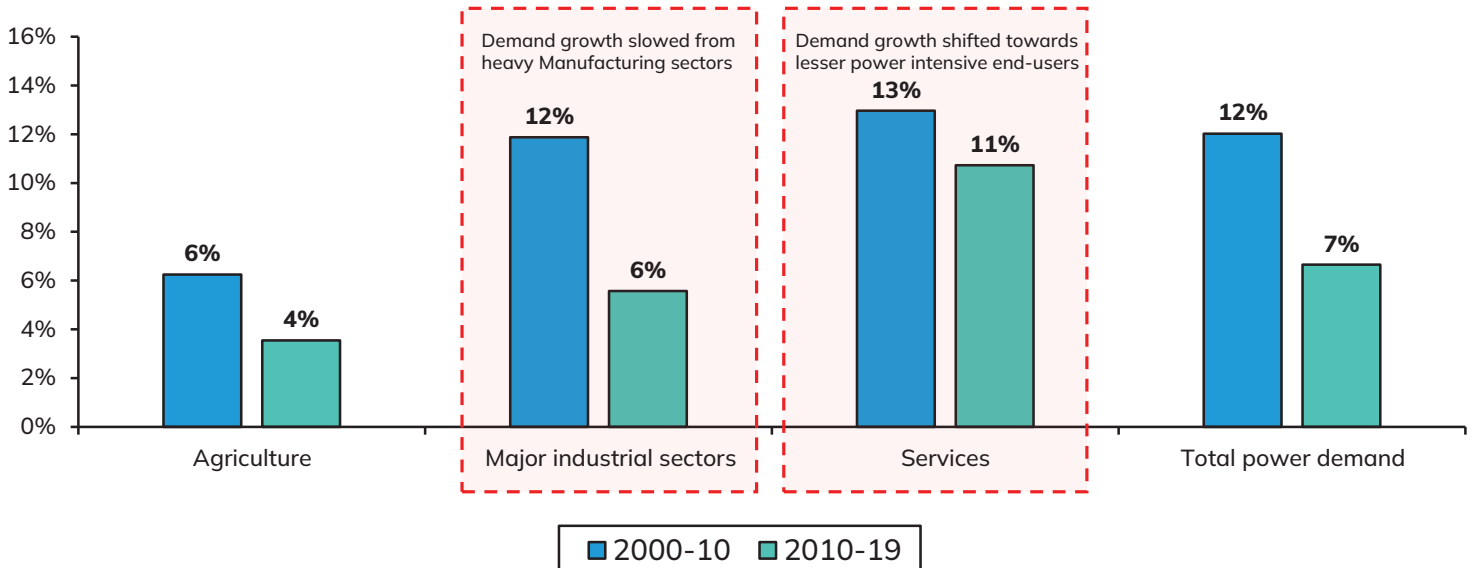
Source: CEA, Govt. of India, Aventus Spark Research, FY: Financial year, Gw: Gigawatt



INDIA'S GROWTH STORY DEPENDENT ON ENERGY: EXAMPLE CHINA

China's shift from Agriculture to Manufacturing during 2000-10 period created massive demand for Power and now the same is normalized due to their focus on service oriented industries. India's journey was different, wherein we moved from Agri to services and now shifting towards Manufacturing, which may warrants for higher demand for energy

China power demand CAGR by sector (%)




Source: Bernstein Research, Agri : Agriculture



GOVT. REFORMS : 'NET ZERO' BY 2070

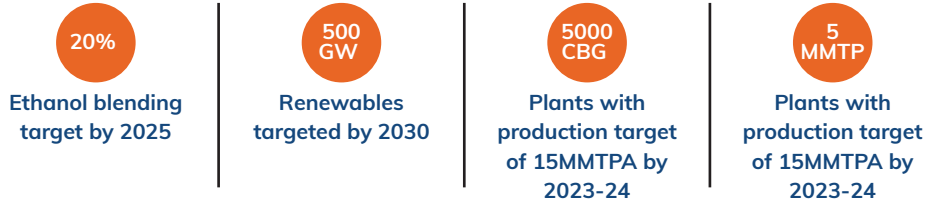
India's Road to 'net zero' by 2070



Key overall targets

- Reducing emission intensity of GDP by **45%** by 2030, compare to 2005 level.
- Non-fossil fuel based generation capacity to **50%** by 2030.
- Increasing carbon sink coverage by **2.5 -3.bn tonnes** of CO2 equivalent, by 2030.
- Reducing projected emissions by **1 billion tonnes** from 2021 till 2030.

Key initiative specific targets



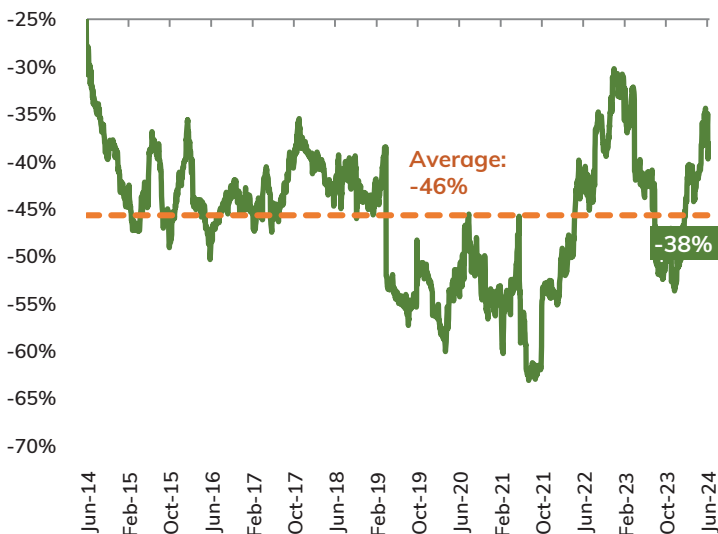
Source: Citi Research. GW: Gigawatt, GDP: Gross Domestic Product, CB: Compressed Biogas, MMTPA: Million Metric Tonne Per Year, Bn: Billion. The stock(s)/sector(s) mentioned in this slide do not constitute any recommendation and ICICI Prudential Mutual Fund may or may not have any future position in these stock(s)/sector(s).



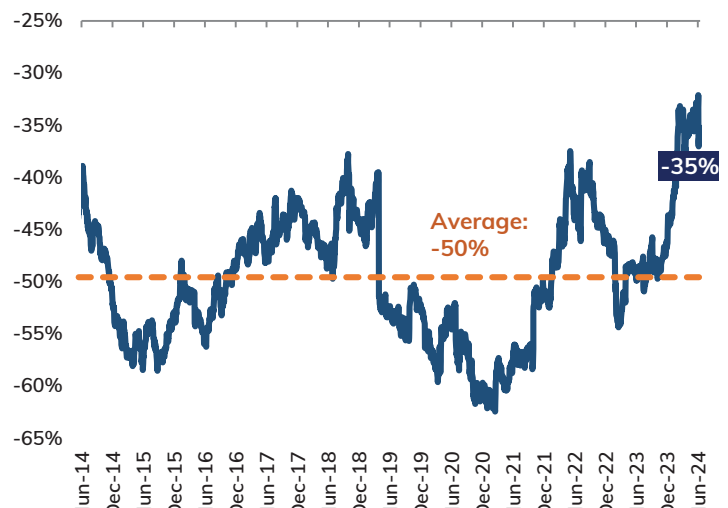
NIFTY ENERGY INDEX VALUATION V/S BROADER MARKET

Even after the theme outperforming the broader market, valuation remain reasonable. Nifty Energy Index Trailing PE is at 13.5x compared to Nifty 50 Index Trailing PE at 21.4x

Nifty Energy Index P/E Discount to Nifty 50 Index



Nifty Energy Index P/B Discount to Nifty 50 Index



Data as on June 14, 2024. Source: NSE. P/E: Price to Earnings, P/B: Price to Book Value



PROPOSED PORTFOLIO CONSTRUCT – THOUGHTS & PHILOSOPHY

- Conventional sources of energy companies - like Oil & Gas, Coal or Thermal or Gas generation companies

- Strong FCF & Balance Sheet Strength

- Focus towards companies which are also venturing into green energy space

- Companies with re-rating potential

- Allied Sectors like manufacturing of pipelines for energy, bio-energy value chain, manufacturing of electrical equipment, energy automation & consultancy services etc.

- Innovative companies

- Strong execution



ENERGY

Predominantly taking exposure in companies involved in the traditional & new energy sectors



OPPORTUNITIES

Investing in companies which are supporting the energy companies (allied business activities)

OTHER ASPECTS:



Largecap biased*



Investing in companies with long-term bias

FCF: Free Cashflow Generation. The asset allocation and investment strategy will be as per the SID. * The benchmark (Nifty Energy TRI) has 100% exposure to large cap companies.



SUMMARY

- India's structural story remains strong and expected to grow at a robust pace
- Energy remains major catalyst for India to realize its growth target
- Energy demand is expected to grow over the decade and would remain a key theme for long-term
- Various factors like Climate change, premiumization, India's focus on manufacturing, Growth in per capita income etc. remains factors that propel growth in India's energy demand
- There are various companies involved in the value chain of Energy, this would help in creating a diversified portfolio
- Decadal theme with Long-term bias and hence, investors with long-term horizon should invest in the scheme



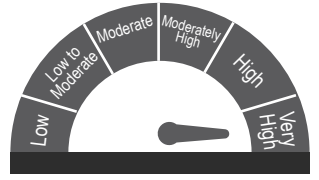
PORTFOLIO FEATURES

Type of Scheme	An open-ended equity scheme following energy theme.	
Plans	ICICI Prudential Energy Opportunities Fund – Regular Plan & ICICI Prudential Energy Opportunities Fund – Direct Plan	
Options	Growth & IDCW*	
Minimum Application Amount	Rs. 5,000 (plus in multiples of Re.1)	
Minimum Additional Application Amount	Rs. 5,000 (plus in multiples of Re.1)	
Minimum Redemption Amount	Any Amount	
Entry Load	Not applicable	
Exit Load	Less than 3 months	1% of applicable NAV
	More than 3 months	Nil
Benchmark Index	Nifty Energy TRI	
SIP / SWP / STP	Available	
Fund Managers	Sankaran Naren and Nitya Mishra. The overseas investment will be managed by Sharmila D'Mello	

*IDCW– Income Distribution cum Capital Withdrawal Option. Payment of dividend is subject to availability of distributable surplus and Trustee approval. Pursuant to payment of IDCW, the NAV of the scheme falls to the extent of dividend payout. When units are sold and sale price (NAV) is higher than face value of the unit, a portion of sale price that represents realized gains is credited to an Equalization Reserve Account and which can be used to pay dividend. Dividend can be distributed out of investors capital (Equalization Reserve), which is part of sale price that represents realized gains. In case the unit holder has opted for dividend payout option, the minimum amount for dividend payout shall be 100 (net of dividend distribution tax and other statutory levy, if any), else the dividend would be mandatorily reinvested



RISKOMETER & DISCLAIMER

<p>ICICI Prudential Energy Opportunities Fund (An open-ended equity scheme following the energy theme.) is suitable for investors who are seeking*:</p> <ul style="list-style-type: none"> • Long Term Wealth Creation • An equity scheme that predominantly invests in instruments of companies engaged in and/or expected to benefit from the growth in traditional & new energy sectors & allied business activities 	 <p>Investors understand that their principal will be at Very High Risk</p>
<p>*Investors should consult their financial advisers if in doubt about whether the product is suitable for them.</p>	

Mutual Fund investments are subject to market risks, read all scheme related documents carefully.

All figures and other data given in this document are dated. The same may or may not be relevant at a future date. The AMC takes no responsibility of updating any data/information in this material from time to time. The information shall not be altered in any way, transmitted to, copied or distributed, in part or in whole, to any other person or to the media or reproduced in any form, without prior written consent of ICICI Prudential Asset Management Company Limited. Prospective investors are advised to consult their own legal, tax and financial advisers to determine possible tax, legal and other financial implication or consequence of subscribing to the units of ICICI Prudential Mutual Fund.

Disclaimer: In the preparation of the material contained in this document, ICICI Prudential Asset Management Company Ltd. (the AMC) has used information that is publicly available, including information developed in-house. Some of the material used in the document may have been obtained from members/persons other than the AMC and/or its affiliates and which may have been made available to the AMC and/or to its affiliates. Information gathered and material used in this document is believed to be from reliable sources. The AMC however does not warrant the accuracy, reasonableness and / or completeness of any information. We have included statements / opinions / recommendations in this document, which contain words, or phrases such as "will", "expect", "should", "believe" and similar expressions or variations of such expressions, that are "forward looking statements". Actual results may differ materially from those suggested by the forward looking statements due to risk or uncertainties associated with our expectations with respect to, but not limited to, exposure to market risks, general economic and political conditions in India and other countries globally, which have an impact on our services and / or investments, the monetary and interest policies of India, inflation, deflation, unanticipated turbulence in interest rates, foreign exchange rates, equity prices or other rates or prices etc. ICICI Prudential Asset Management Company Limited (including its affiliates), the Mutual Fund, The Trust and any of its officers, directors, personnel and employees, shall not liable for any loss, damage of any nature, including but not limited to direct, indirect, punitive, special, exemplary, consequential, as also any loss of profit in any way arising from the use of this material in any manner. Further, the information contained herein should not be construed as forecast or promise. The recipient alone shall be fully responsible/liable for any decision taken on this material.

It may be noted that the scheme risk-o-meter specified above is based on the internal assessment of the scheme characteristics and may vary post NFO when the actual investments are made. The same shall be updated on ongoing basis in accordance with clause 17.4 of the Master Circular.