



The Wealth Company
MUTUAL FUND

The Wealth Company Large & Mid Cap Fund

(An open-ended equity scheme investing in both large and mid cap stocks)

The Wealth Company Mutual Fund
SEBI Regn. No: MF/086/25/12



www.wealthcompanyamc.in

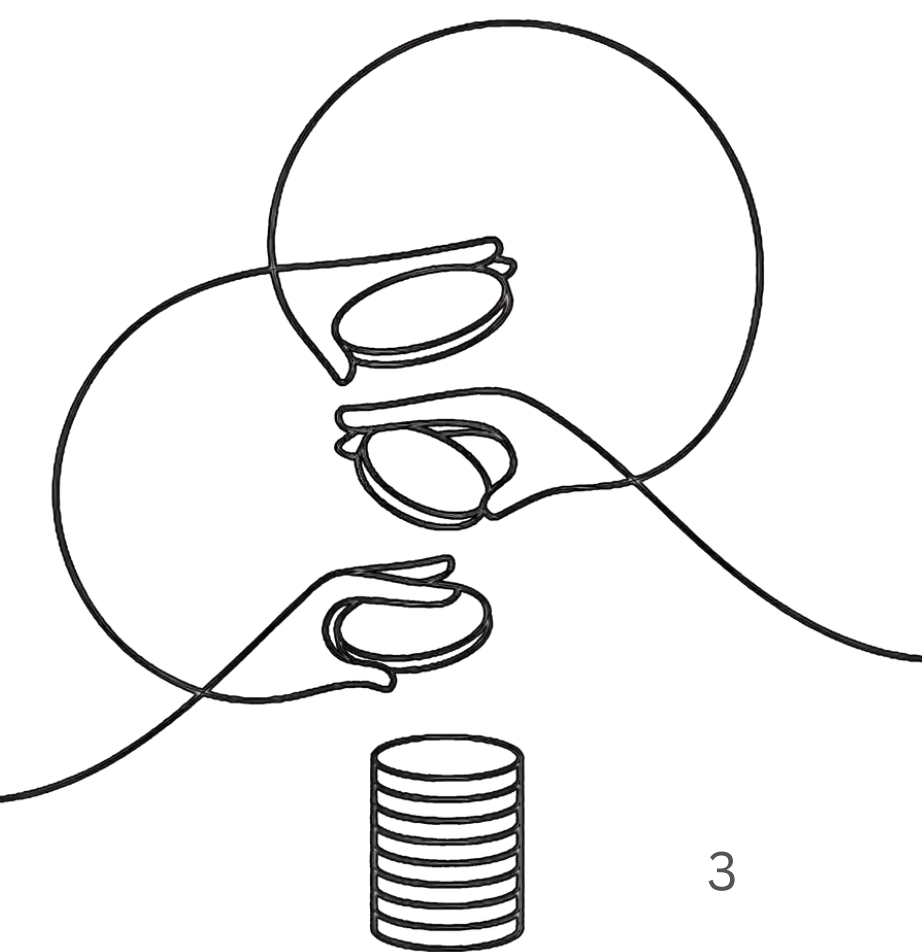
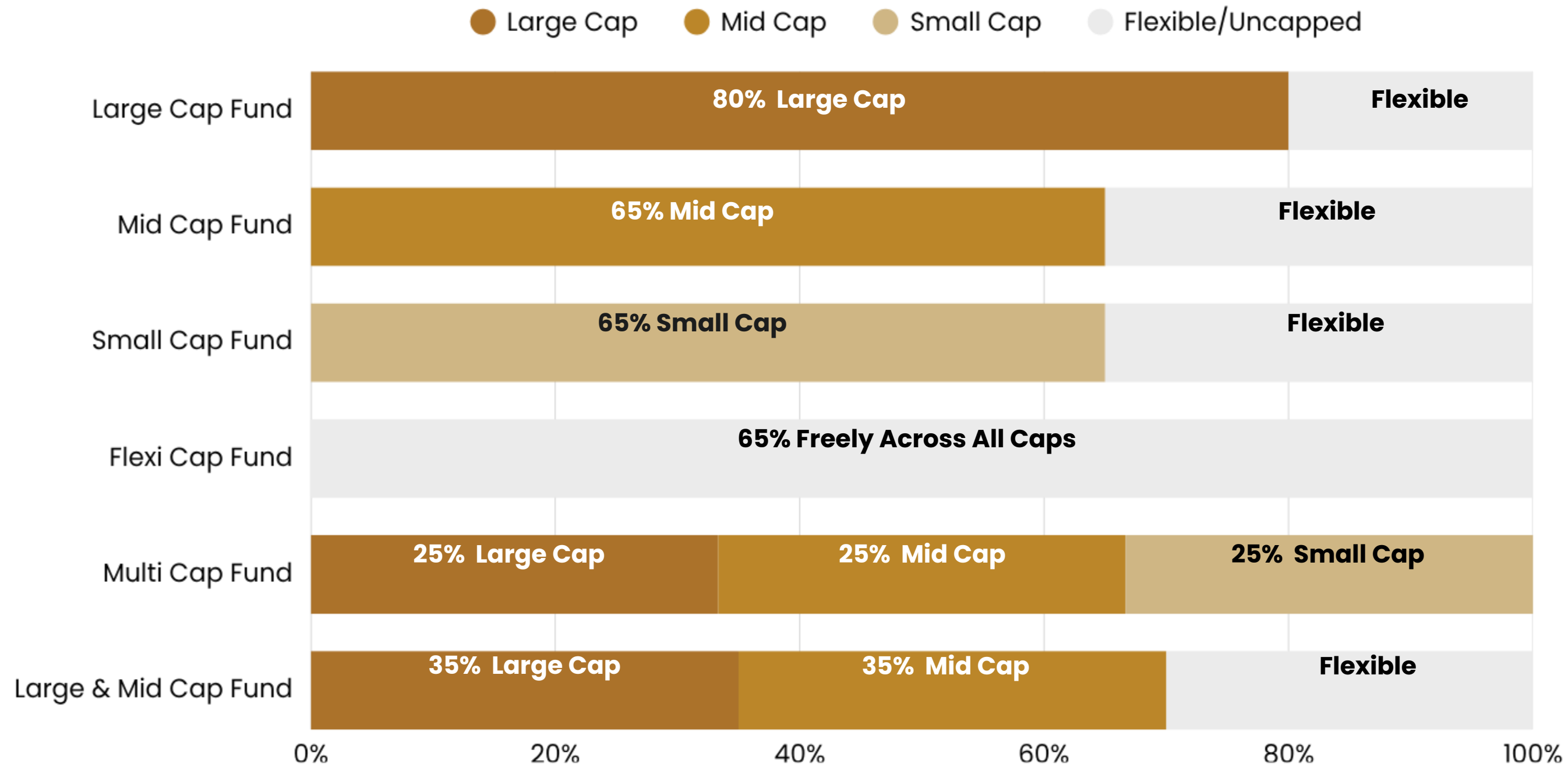
Different Roles. One Partnership.





What is the Large and Mid Cap Fund Category?

A Large and Mid Cap Fund that invests at least 35% each in large-cap and mid-cap stocks. It aims to blend from large caps with growth potential from mid caps.



Disclaimer - Asset allocation as per Para 3.8 of SEBI Master circular on mutual fund dated March 20,2026

(a) Large Cap: 1st -100th entities in terms of full market capitalization

(b) Mid Cap: 101st -250th entities in terms of full market capitalization

(c) Small Cap: 251st entities onwards in terms of full market capitalization



Why Large & Midcap Funds?

Why Invest Across Large Caps and Mid Caps

Aims to optimise risk-return through blended market cap allocation



Large Caps



Represents well-established and mature businesses.



Includes recognized market leaders across sectors.



Exhibits relatively high stability with lower volatility.



Dominated by sectors such as Financial Services, IT, and Automobiles.

Mid Caps



Consists of mid-sized companies with growth potential.



Represents emerging future market leaders.



May Display relatively higher return potential compared to large-cap companies.



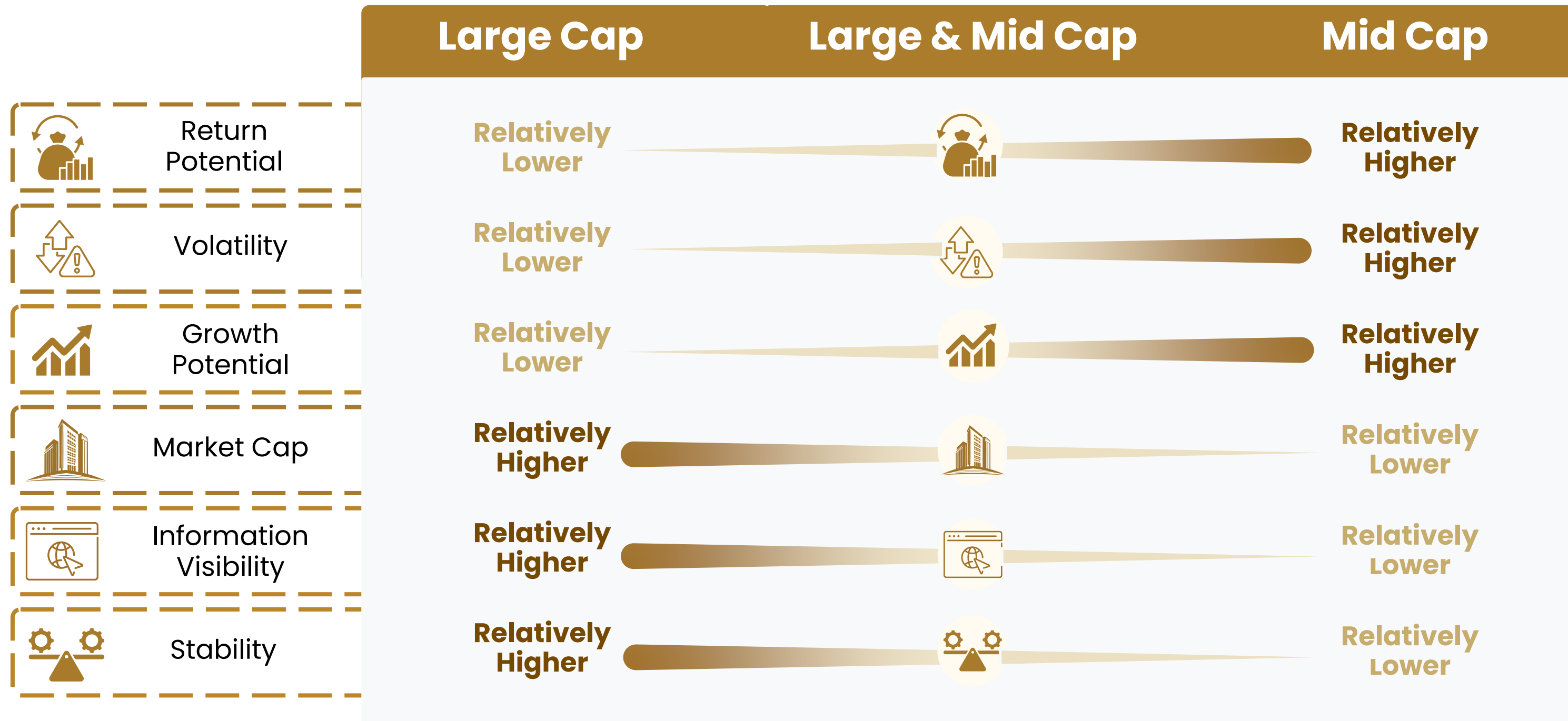
Driven by sectors such as Industrials, NBFCs, and Auto Ancillaries.

- (a) Large Cap: 1st -100th entities in terms of full market capitalization
- (b) Mid Cap: 101st -250th entities in terms of full market capitalization
- (c) Small Cap: 251st entities onwards in terms of full market capitalization

Aim to Capture the Strengths of Both Market Segments



Tapping into the core of the market where scale and opportunity intersect.



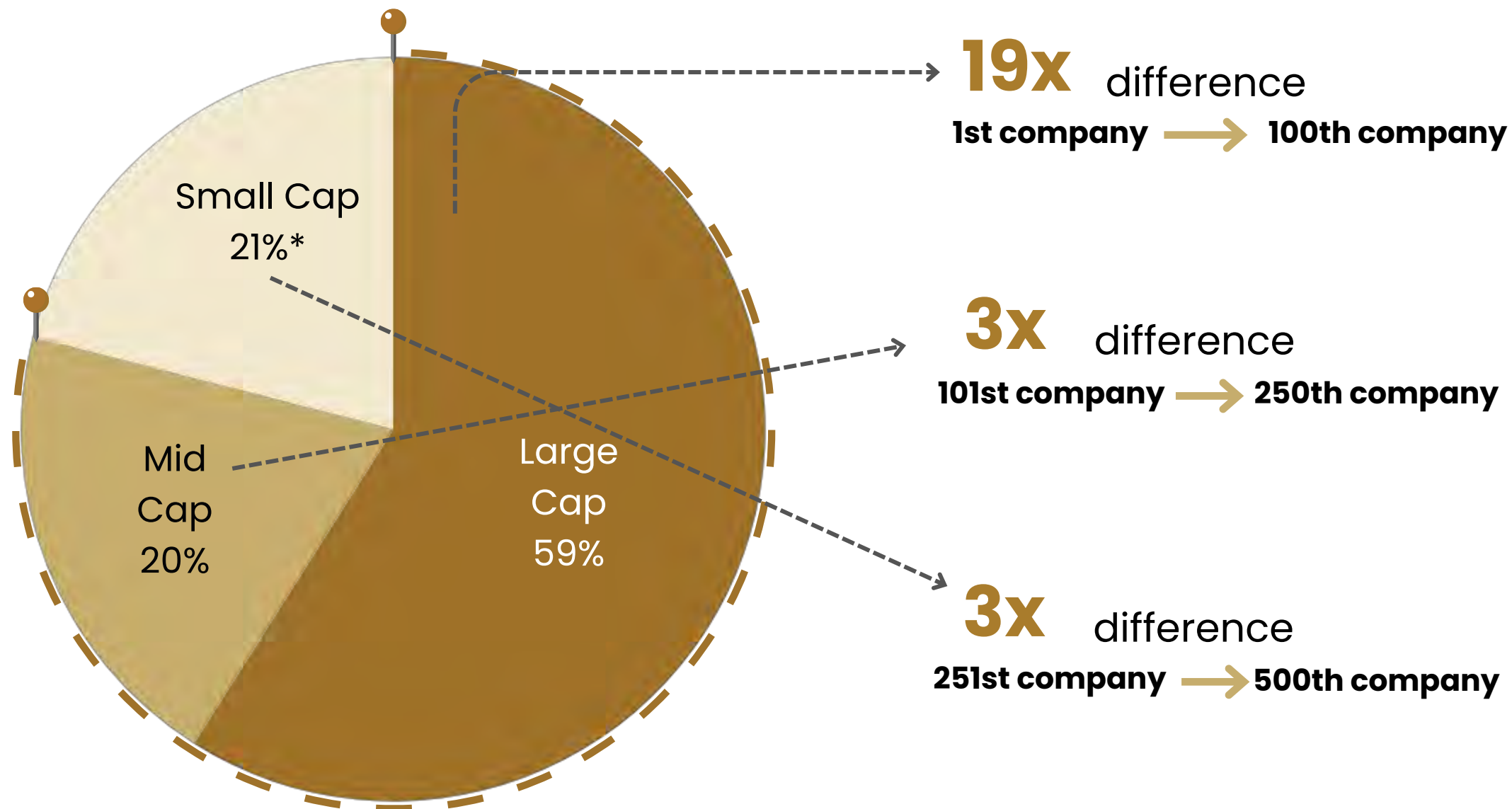
“Large & Mid Cap may offer exposure to growth potential alongside relative stability”

The above is only for understanding of market capitalisation purpose. Refer disclaimer given at last page.

Large & Mid-Caps Cover almost 80% of the Market




Blending market leaders with emerging performers for amplified outcomes.



Market Cap

1st Company	= ₹ 19,70,797 Crores
100th Company	= ₹ 1,05,174 Crores
250th Company	= ₹ 34,758 Crores
500th Company	= ₹ 12,093 Crores



1. Large and Mid Cap covers **~80%** of total market cap.

1. A wide gap between the top-ranked and 100th company highlights value dispersion, opening avenues for alpha generation.

*Total Number of companies - 5372. Total Market Capitalization Rs. 4,69,62,893 crores.

Source: AMFI April 2026

*Small Cap Market Cap Coverage data is of 5122 companies which are under small cap defined from 251st company onwards.

Comparative Sector Distribution



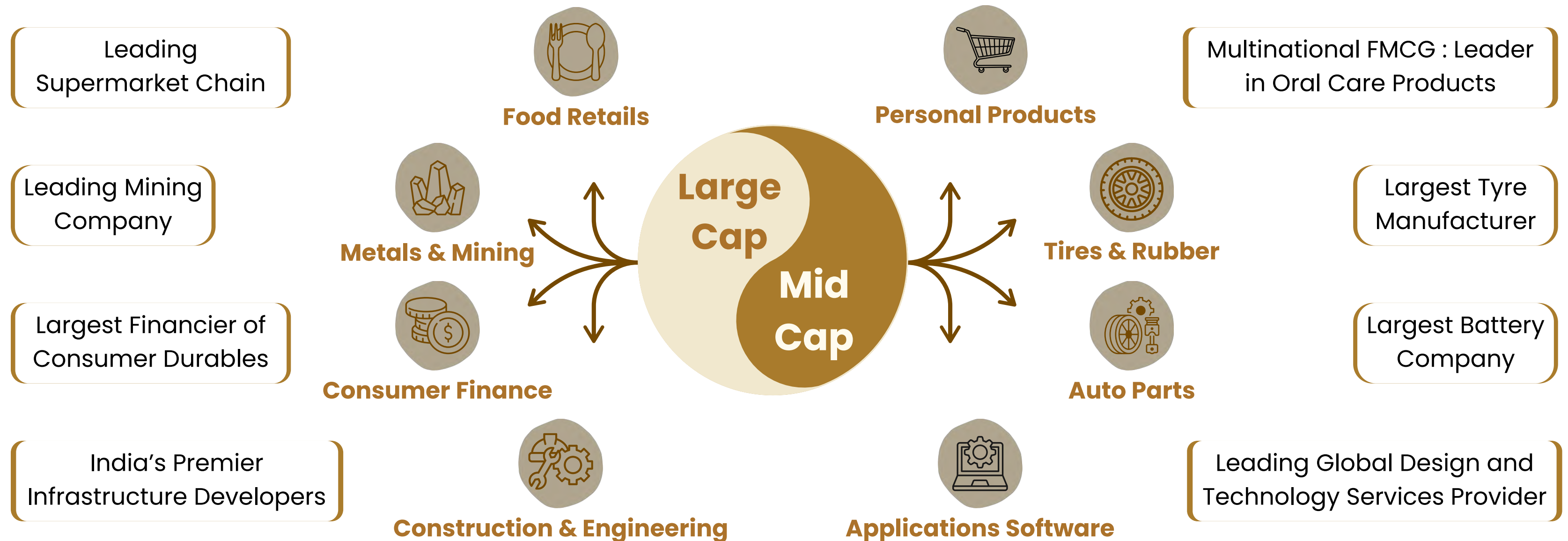
Sector	Nifty LargeMid Cap 250 (%)	Nifty 100 (%)	Nifty MidCap 150 (%)
Financial Services	30.04	32.99	27.09
Capital Goods	8.67	3.99	13.36
Healthcare	7.61	5.02	10.20
Automobile and Auto Components	7.03	6.88	7.18
Information Technology	6.53	8.08	4.99
Oil Gas & Consumable Fuels	6.42	10.23	2.62
Fast Moving Consumer Goods	5.43	6.48	4.39
Metals & Mining	4.23	4.95	3.51
Consumer Services	4.13	2.80	5.46
Telecommunication	3.72	4.42	3.03
Power	3.38	4.00	2.76
Consumer Durables	3.34	2.11	4.58
Chemicals	2.29	0.56	4.01
Constructions	1.87	3.32	0.41
Construction Materials	1.75	2.26	1.24
Services	1.51	1.50	1.52
Realty	1.45	0.42	2.47
Textiles	0.42		0.85
Diversified	0.17		0.34

Nifty LargeMid Cap 250 Index Provides Diversified Exposure to 19 Sectors Across the Economy

Industry* Leadership Comes in all Sizes



From dominant industry giants to high-potential emerging leaders across market caps.



Companies are identified based on market share, sales strength, and profitability leadership within their respective industries.

The approach ensures exposure to both established large cap leaders and high-growth mid cap challengers, capturing opportunities across the spectrum.

Investments span diverse GICS sub-industries, enabling a well-rounded portfolio while maintaining focus on category leaders.

*Industry Leadership in terms of Market Share/ Sales/ Profitability considered

#GICS = Global Industry Classification Standard

*There is no recommendation of any stock or sector. Above is for illustration purpose only . Past performance may or may not be sustained in future and is not a guarantee of any future returns.



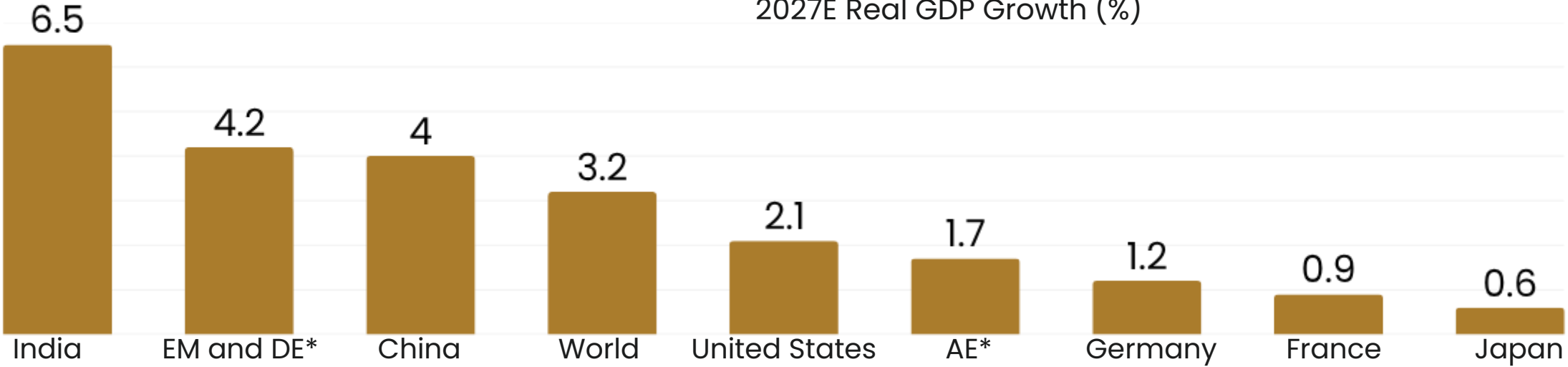
Why This Opportunity Matters Now




India as a Compelling Growth Opportunity

India continues to be among the fastest-growing major economy, supported by domestic demand and macro stability.

India leading in the world economic outlook
2027E Real GDP Growth (%)



- 
- Fastest-growing major economy despite global trade tensions
 - Low inflation supporting purchasing power
 - GST rationalization lowering effective tax burden

India's emerging growth pillars

Semiconductor

- **USD100-110 bn** Domestic market by 2030
- **~USD16.8 bn** Invested across six ISM-approved projects
- **22 Chip designs** projects approved under DLI scheme

Nuclear energy

- Target of **100 GW** nuclear power capacity by 2047
- Expand nuclear power capacity to **22,480 MW** by 2031-32
- **USD2.1 bn** allocated to develop indigenous SMRs by 2033

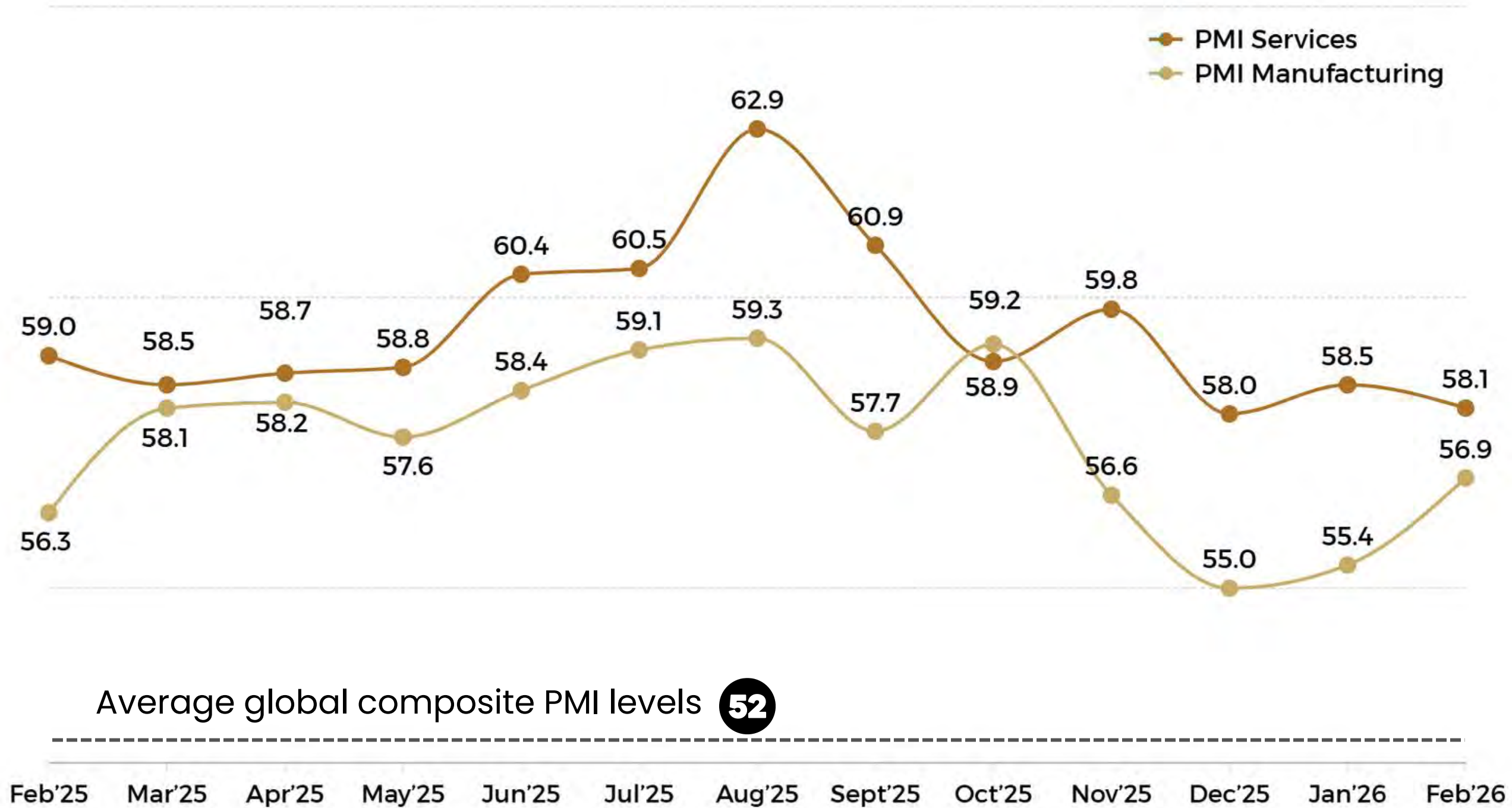
Green hydrogen

- **USD2.1 bn** allocated to National Green Hydrogen Mission (NGHM) to boost green hydrogen infrastructure, production and technology innovation

India as a Compelling Growth Opportunity



Manufacturing momentum continues to reinforce India's economic growth trajectory.



From Apr'25 to Feb'26, India's manufacturing and services PMIs remained firmly in expansion territory, supported by robust domestic demand, resilient export orders, and GST-led consumption relief.



In manufacturing, top performers out of 23 industry groups that saw highest y-o-y growth between Apr'25 to Feb'26 are:

- Motor vehicles, trailers and semitrailers
- Base metals

Where Stability Meets Growth



A strategic mix of large- and mid-cap stocks may deliver steady returns with added growth, improving risk-adjusted performance.

Period	Nifty 100 TRI		Nifty Midcap 150 TRI		NIFTY LargeMidcap 250 TRI	
	Returns	Volatility	Returns	Volatility	Returns	Volatility
YTD (till 27 Apr'26)	-5.97%	16.66%	-0.18%	19.90%	-3.09%	18.03%
CY2025	10.24%	12.80%	5.98%	17.00%	8.19%	14.33%
CY2024	12.95%	13.55%	24.46%	16.54%	18.68%	14.47%
CY2023	21.24%	11.25%	44.61%	12.69%	32.66%	11.34%
CY2022	4.94%	16.46%	3.91%	18.86%	4.48%	17.08%
CY2021	26.45%	15.59%	48.16%	17.56%	37.04%	15.79%
CY2020	16.08%	27.51%	25.56%	25.52%	20.87%	26.01%
CY2019	11.83%	14.30%	0.62%	16.16%	6.03%	14.72%
CY2018	2.57%	12.31%	-12.62%	15.79%	-5.16%	13.48%
CY2017	32.88%	11.19%	55.73%	14.46%	44.06%	12.38%
CY2016	5.01%	15.97%	6.53%	18.14%	6.01%	16.64%
CY2015	-1.26%	15.46%	9.70%	17.23%	4.12%	15.78%

— High — Medium — Low



Leadership in marketcap keeps changing. Exposure to single marketcap limits opportunity.



A balanced exposure across large & mid caps



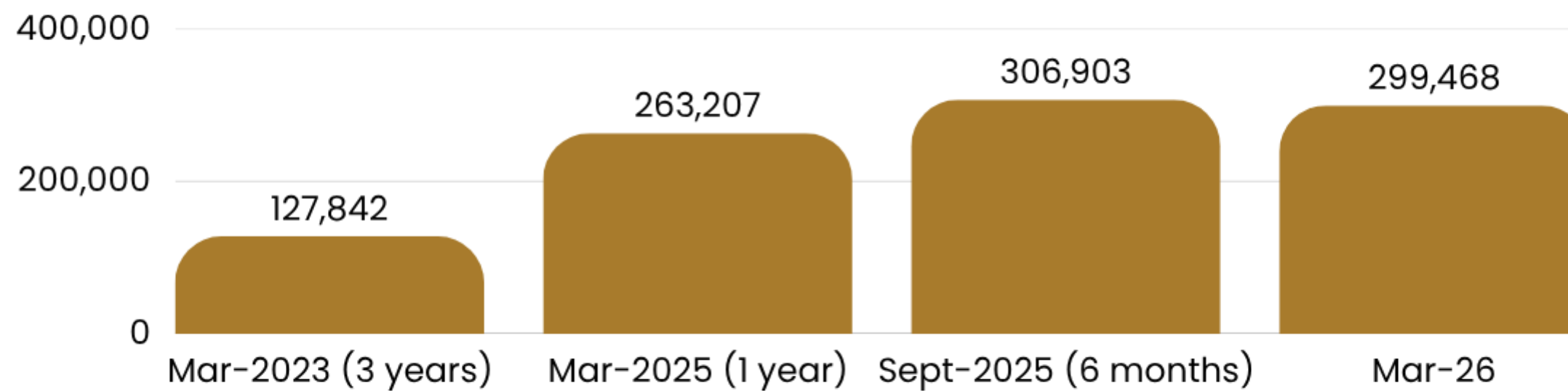
Returns & Volatility tend to be between Large Cap & Mid cap.

Growing Investor Inclination Towards Large & Mid-Caps




With three-year growth, large & mid-cap schemes rank among the top-performing categories.

Monthly AUM trend of Large and mid-cap schemes (In INR Cr.)



Monthly flow trend of Large and mid-cap schemes (In INR Cr.)



- Healthy and steady inflows (INR 5,307 Cr in Mar-26)
- Offers diversified exposure across market caps



Why The Wealth Company Large and Mid cap Fund?

Why The Wealth Company Large and Mid Cap Fund



Built on process. Driven by discipline. Backed by experience.



01

Proprietary frameworks.

Relativity Analysis and Growth Deconstruct frameworks for strategy. CHANGE and EDGE frameworks for investment.



02

Investment funnel: The Safety net.

A structured, multi-layered net for disciplined selection.



03

Aim for avoiding accidents:

Not all Small/Mid caps become large caps.



04

Backed by:

Strong corporate Governance, experienced executive team.



01. Proprietary frameworks

Large & Mid Cap stocks are widely researched, leaving little scope for unique insights. Hence our portfolio strategy focuses more on asset allocation than individual stock picking.

Relativity Analysis Framework




Growth Deconstruct Framework


Revenue Growth



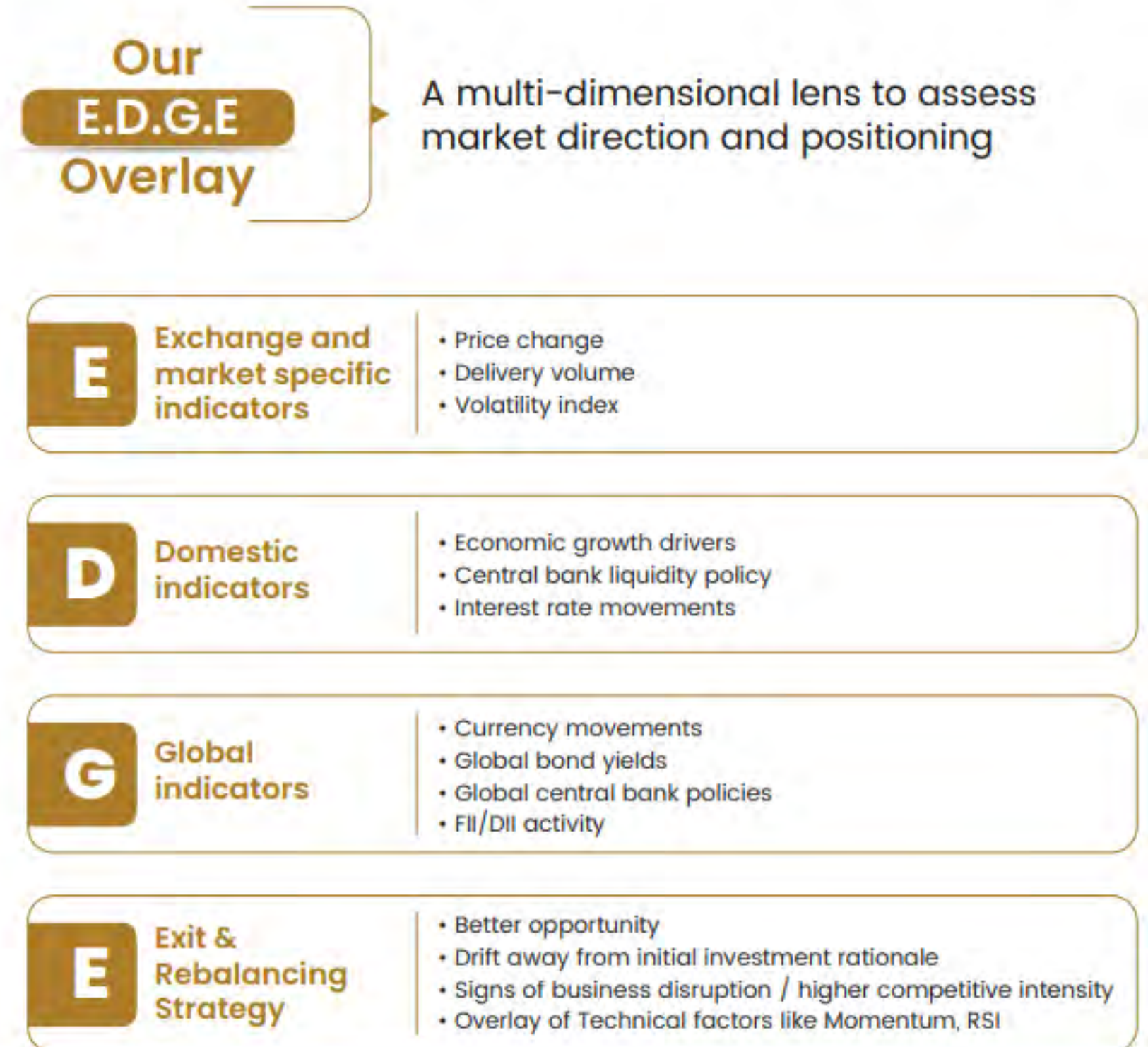
Earning Growth



Valuation Growth

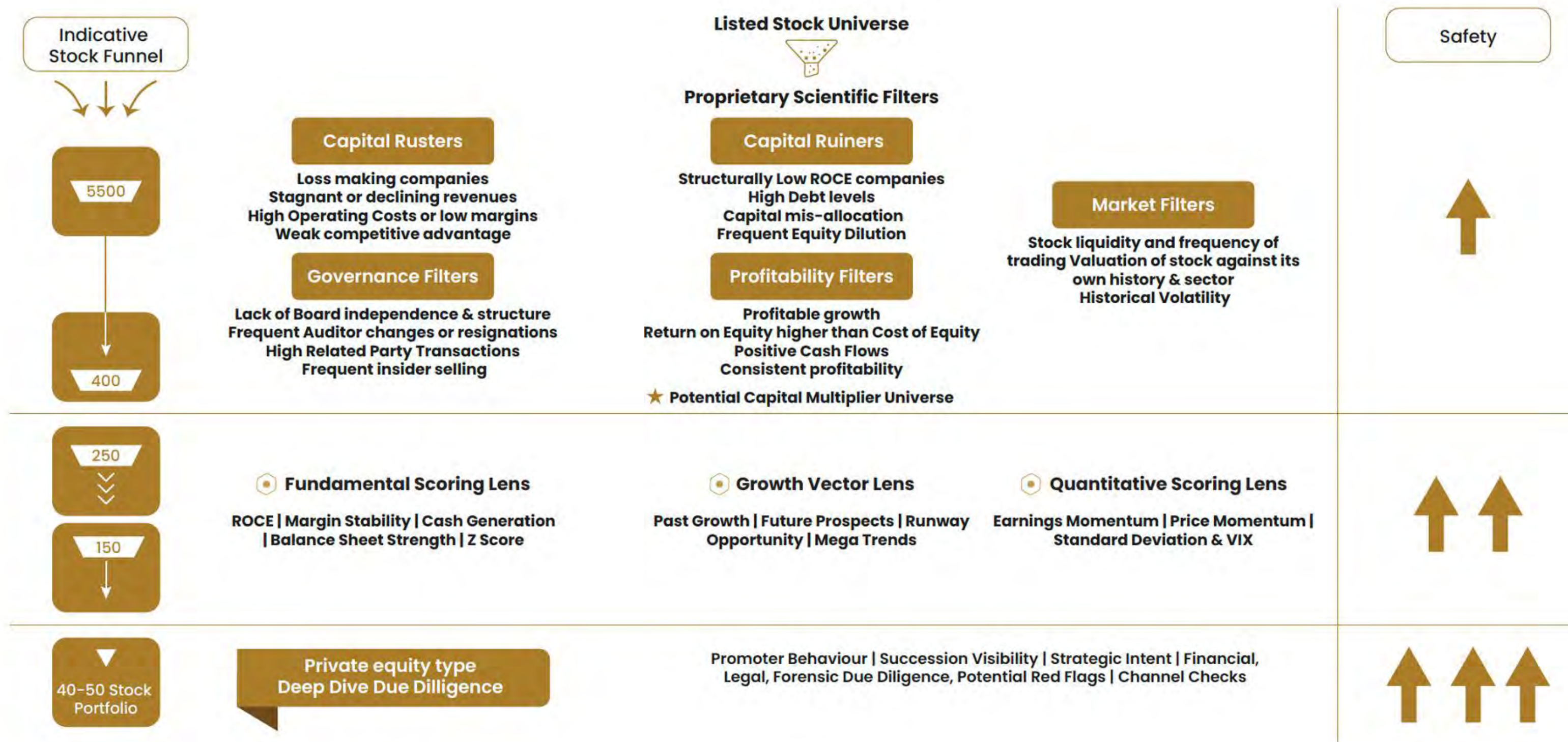


01. Framework for stock-selection: CHANGE and EDGE



The above is the framework currently adopted by the Scheme and is subject to change in accordance with the provisions of the SID & depending on the market conditions
 Portfolio will be managed as per stated Investment objective, investment strategy & asset allocation in the Scheme Information Document (SID) and is subject to the changes within provisions of SID of the Scheme.
 The above is the framework currently adopted by the Scheme and is subject to change in accordance with the provisions of the SID & depending on the market conditions

02. Unique Investment Funnel: The Safety-Net

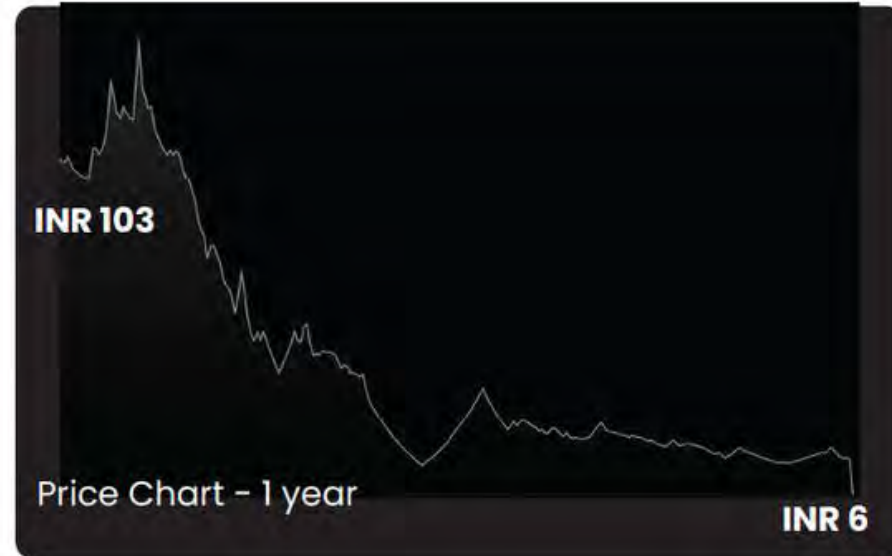


The number of stocks mentioned are tentative and for understanding purpose only. However, final portfolio can have higher or lower number of stocks as well depending on prevailing market conditions. Portfolio will be managed as per stated Investment objective, investment strategy & asset allocation in the Scheme Information Document (SID) and is subject to the changes within provisions of SID of the Scheme.

03. Avoiding Accidents



Cases where mishaps could be avoided with microscopic due diligence and consistent monitoring.



Company - 1

About the company

A company claiming to provide data centers, distance learning solutions, payment gateway services, e-commerce as a service (EAAS), etc.

What went wrong?

IPO funds siphoning, significant related party transaction and falsified accounts



Company - 2

About the company

A vertically integrated defense electronics solutions provider catering to the indigenously developed defense products industry in India.

What went wrong?

Questionable business practices
Auditor Qualifications and frequent changes

How we avoid the accidents:

- **disciplined processes**
- **robust research frameworks**
- **experienced fund management.**

For discussion and understanding purpose only. Source: Screener

The above case study is for representation and understanding purpose only. The stock(s)/sector(s) mentioned in this slide do not constitute any recommendation to buy/sell/hold and The Wealth Company Mutual Fund may or may not have any future position in this stock(s)/sector(s)/issuer(s). The portfolio of the scheme is subject to changes within the provisions of the Scheme Information document of the Scheme. Past performance may or may not be sustained in future and is not a guarantee of any future returns.

04. Strong Corporate Governance: Trustee Board



Dr. Ram Sewak Sharma

Independent Director

IAS (Retd.), 1978 batch with 40+ years of service in key government roles. Former Director General of UIDAI and Chairman of TRAI. Architect of transformative initiatives like Aadhaar, CoWIN and Ayushman Bharat Digital Mission.



Mr. Krishan Kumar Jalan

Associate Director

IAS (Retd.) with over 35 years of service, retired as Secretary, Ministry of MSME, Government of India. He earlier held key roles including Central Provident Fund Commissioner and Additional Chief Secretary in Haryana across several major departments.



Dr. Hukum Chand Jain

Independent Director

Is IRS (Retd.) 1982 batch and earlier served on various key positions within the Ministry of Finance, Department of Revenue. Post-retirement, Dr. Jain transitioned into tax consultancy and legal representation offering expert advice and handling complex tax matters before tax authorities.



Smt. Rashmi Verma

Independent Director

A 1982 batch IAS officer, held the position of Secretary of the Ministry of Textiles from 2012 to 2015. Her illustrious career includes roles in the Ministry of Finance, Defence, and the Prime Minister's Office. She served as Special Secretary in the Department of Revenue. Verma's extensive experience spans both central and state levels.

04. Strong Corporate Governance: AMC Board



Ms. Madhu Lunawat

Chartered Accountant | Founder,
CEO and MD - The Wealth Company Co-Founder
Pantomath Group The first woman founder of a
Mutual Fund in India – a landmark moment in the
Indian asset management industry. It reflects not
just a breakthrough, but a deep commitment to
building a fund house defined by intelligence,
integrity and long-term value creation. Ex-Infosys,
ASREC, Edelweiss.



Mr. Atul Joshi

Independent Director
A seasoned economic policy expert and banker with
over 30 years of experience, was formerly MD & CEO
of Fitch Ratings India and Sri Lanka. A Chartered
Accountant and law graduate, he has held key roles
at ICICI and ING Vysya and actively contributes to
industry bodies like IMC, CII and FICCI.



Dr. Kshatrapati Shivaji

Director (Non-Executive and Non-Independent)
Dr. Kshatrapati Shivaji, IAS (Retd., 1986 batch), brings
40 years of leadership across finance, industry and
governance. Former CMD of SIDBI, Founding Chairman of
MUDRA Ltd., and ex-Principal Secretary (Finance &
Industries), Govt. of Maharashtra, he has also represented
India as Dean of the Board at Asian Development Bank
(ADB). Director (Non-Executive and Non-Independent)



Mr. Hemant Bhargava

Independent Director
With 39 years of experience in finance and insurance,
served as Chairman In-Charge and MD of LIC and
Non-Executive Chairman of IDBI Bank. Currently an
independent director on multiple boards, he holds a
postgrad in Economics and brings 24 years of
board-level expertise across India and abroad.

04. Experienced Executive Team

Experience. Market foresight. On-ground expertise.
Making things happen.



Prasanna Pathak

Deputy Chief Executive Officer
Ex-HLL, FT Mutual Fund,
UTI Mutual Fund, Taurus Mutual Fund and
IndiaFirst Life Insurance



Debasish Mohanty

Chief Strategy Officer
Ex-UTI AMC,
Independent Director in LIC Pension Funds Ltd.



B. Y. Joshi

Chief Operating Officer
Ex-360 One, Cybrilla, White Oak, Nippon Life
India, ICICI, Standard Chartered Bank, Citibank



Aparna Shanker

Chief Investment Officer (Equity)
Ex-UTI, Sahara Mutual Fund,
SBI Mutual Fund



Umesh Sharma

Chief Investment Officer (Debt)
Ex-UTI Mutual Fund, ICICI Bank,
Invesco Mutual Fund, FT Mutual Fund



Suruchi Wanare

Chief Compliance Officer
Ex-UTI Mutual Fund

Who Should consider investing in Large & Midcap Fund



Long term

Investors who have an investment horizon of five years and above.



Blended portfolio

An investor who is considering to invest in a blended partipative mode by investing in top 250 companies.



Core Holding

Investors who are looking at core portfolio investments, could consider as the fund invests in large & mid cap companies.



Volatility

The product is suitable for an investor who is aware of market volatility especially in midcaps and is therefore looks forward the addition of large caps for potential stability.

Product Labelling



THE WEALTH COMPANY LARGE & MID CAP FUND

An open-ended equity scheme investing in both large cap and mid cap stocks.)

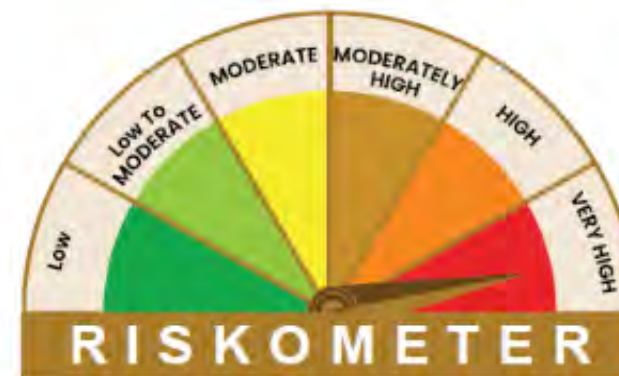
Riskometer and Product Label

This Product is suitable for investors who are seeking*:

- To generate long term capital appreciation / income .
- Investment predominantly in large cap and mid cap stocks

*Investors should consult their financial advisers if in doubt about whether the product is suitable for them.

Scheme Risk-o-meter



Risk of the Scheme is at Very High Risk

Benchmark Risk-o-meter NIFTY Large Midcap 250 TRI



The Risk of The Benchmark is very high

The above product labelling assigned during the New Fund Offer is based on internal assessment of the Scheme Characteristics or model portfolio and the same may vary post NFO when actual investments are made.

The Wealth Company Mutual Fund
SEBI Regn. No: MF/086/25/12

| Disclaimer




The information herein is meant only for general reading purposes and the views being expressed only constitute opinions and therefore cannot be considered as guidelines, recommendations or as a professional guide for the readers. Certain factual and statistical information (historical as well as projected) pertaining to industry and markets have been obtained from independent third-party sources, which are deemed to be reliable.

It may be noted that since The Wealth Company has not independently verified the accuracy or authenticity of such information or data, or for that matter the reasonableness of the assumptions upon which such data and information has been processed or arrived at, The Wealth Company does not in any manner assure the accuracy or authenticity of such data and information. Some of the statements or assertions contained in these materials may reflect The Wealth Company's views or opinions, which in turn may have been formed on the basis of such data or information.

Before making any investments, the readers are advised to contact their mutual fund distributor and verify the contents in order to arrive at an informed investment decision. None of the Sponsors, the Investment Manager, the Trustee, their respective directors, employees, associates or representatives shall be liable in any way for any direct, indirect, special, incidental, consequential, punitive or exemplary damages, including on account of lost profits arising from the information contained in this material.

Maximising You



Corporate Headquarters:
Pantomath Nucleus House
Saki Vihar Road, Andheri (E)
Mumbai 400072



Call
18002673454
or contact your mutual
fund distributor



Email
info@wealthcompanyamc.in



Website
www.wealthcompanyamc.in