MIRAE ASSET
Mutual Fund

Ek Fund jo chale
Samay Ke Saath

Goal-Based Investing through
the Life Cycle Fund

Presenting

Mirae Asset Life Cycle Fund 2056

(An open ended fund with attribute of pre-determined maturity and glide path for goal based investing)

New Fund Offer opens on: **28th Sept, 2026** | New Fund Offer closes on: **12th Oct, 2026** | Scheme Re-opens on: **21st Oct, 2026**

Mirae Asset Mutual Fund: MF/055/07/03

MIRAE ASSET
Mutual Fund

01

Importance of Goal based Investing

MIRAE ASSET
Mutual Fund

Challenges of Investing

A Life Cycle Fund seeks to eliminate such biases

Panic selling

Wrong timing

Missed rebalancing

Discipline built in. Emotions kept out

MIRAE ASSET
Mutual Fund

The Cycle That **Repeats**, Every Single Time

MIRAE ASSET
Mutual Fund

Investing with GOALS in Mind

Goal-Based Investing

Every Rupee has Purpose

Every rupee has a job. A goal. A deadline.

Allocation Becomes Logical

Time horizon sets the risk level — not age, not amount.

Progress Is Measurable

Tracking progress toward a defined goal can encourage investment discipline across market cycles.

Compounding Works Longest

Time in the market beats timing the market.

MIRAE ASSET
Mutual Fund

Planning for **Investment** is just like Planning a **Family Trip**

We plan our holidays to the last detail. Why should our finances be any different?

MIRAE ASSET
Mutual Fund

Set **SMART** Goals. Achieve **Real Results.**

Road to Financial Freedom

1-3 Yrs | **3-5 Yrs** | **5-10 Yrs** | **10-15 Yrs** | **15-20 Yrs** | **20-30 Yrs**

SMART - Specific, Measurable, Achievable, Realistic and Time-bound

MIRAE ASSET
Mutual Fund

02

What is Life Cycle Fund?

Life Cycle Fund

SEBI Circular, February 26, 2026

"Categorisation and Rationalisation of Mutual Fund Schemes" — introduces Life Cycle Funds and discontinues the old Solution-Oriented (retirement/children) category.

Fixed Maturity Year

Mandatory Glide Path

Built-In Discipline

Multi-Asset by Design

Source: Part IV under Chapter 3 of the SEBI Master Circular for Mutual Funds dated March 20, 2026 and subsequent FAQ issued by SEBI

MIRAE ASSET
Mutual Fund

03

Introducing Mirae Asset Life Cycle Fund 2056

MIRAE ASSET
Mutual Fund

Introducing
Mirae Asset Life Cycle Fund 2056

Tax Efficient Rebalancing**

Reduces Behavioral Risk

Built-In Discipline

True Compounding

Multi Asset Framework*

No timing calls. No panic-selling. No FOMO re-entries. Just a rule, followed every single day.

**It would be prudent for investors to consult their tax advisors for further details, clarification and actions.
*A diversified mix of equity (including Real Estate Investment Trust or REIT), debt, commodity (gold & silver), Infrastructure Investment Trust (InvIT) and arbitrage dynamically managed across the life of the fund

One Fund. One Glide Path.

De-Risking Itself — So You Don't Have To.

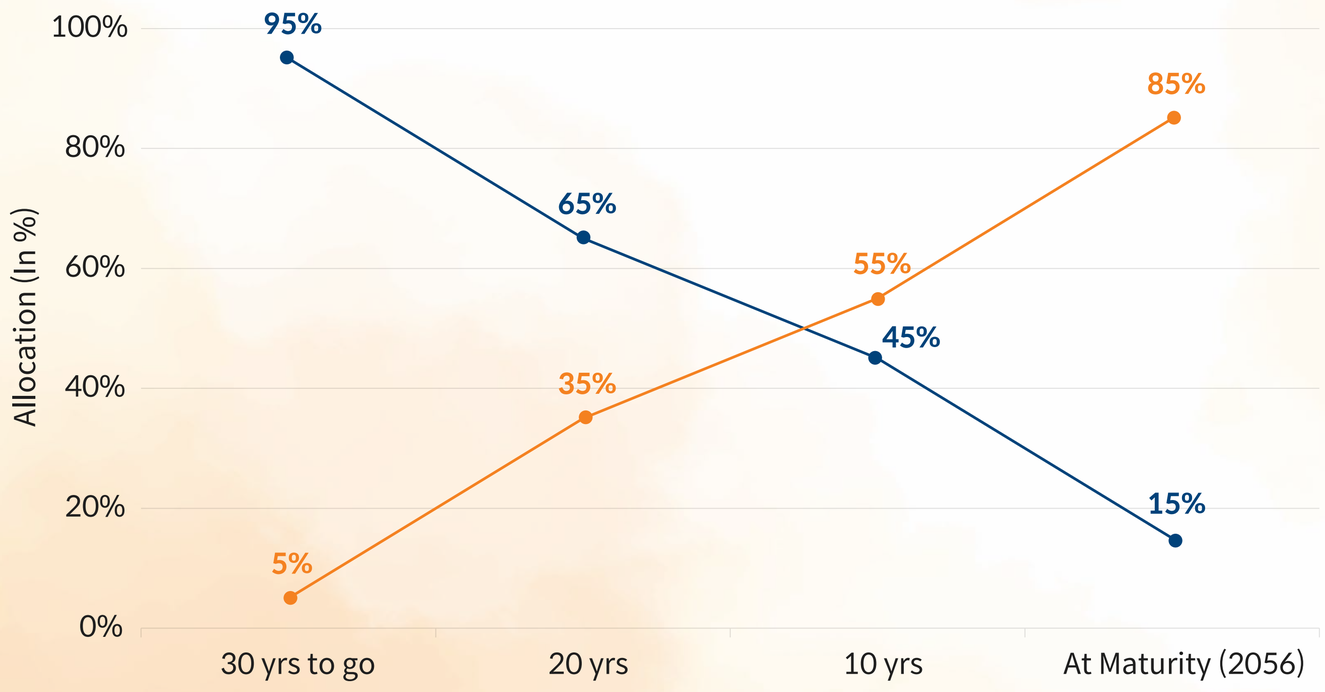

Illustrative Equity Allocation % — **Illustrative Arbitrage, Commodity and Debt Allocation %**

Maximum equity at the start. Maximum compounding over time.

Auto rebalancing without any Tax implication**

Approaching 2056: shifts toward debt & arbitrage for stability.

**It would be prudent for investors to consult their tax advisors for further details, clarification and actions.

MIRAE ASSET Mutual Fund

Indicative **Asset Allocation***

Years to Maturity@		Investment in Equity						Investment in Debt		Other Investment		
		Invest in Equity^^ (Excluding Arbitage)		Investment in Arbitage		Invest in Equity (Including Arbitage)		Debt securities (including securitized debt & debt derivatives), money market instruments		Instruments in InvITs, Gold ETFs, Silver ETFs, ETCDs$		
		Min	Max	Min	Max	Min	Max	Min	Max	Min	Max	
15-30 Years	2026-2041	65	95	0	0	65	95	5	25	0	10	Accumulation Phase
10-30 Years	2041-2046	65	80	0	0	65	80	5	25	0	10	
5-10 Years	2046-2051	50	65	0	10	65	75	5	25	0	10	Consolidation Phase
3-5 Years	2051-2053	35	50	15	30	65	75	25	50	0	10	
1-3 Years	2053-2055	20	35	30	45	65	75	25	65**	0	10	Preservation Phase
<1 Years	2055-2056	5	20	45	50	65	75	25	65**	0	10	

Growth ↑ | Safety ↓

- **As maturity approaches, the fund automatically shifts from high-growth equity to capital-preserving debt and arbitrage — no action needed from the investor.**
- **Early years capture long-term compounding; later years lock in gains — all within a single, tax-efficient structure.**

@ Based on Allotment date
*Asset Allocation Approach: For complete asset allocation, refer SID of the scheme.
** Exposure in debt instruments shall be limited to AA & above rated instruments with residual maturity less than the target maturity of scheme.
^^Equity and Equity related instruments include convertible debentures, equity warrants, convertible preference shares and equity derivatives, units issued by REITs etc. The Scheme may take Equity Arbitrage exposure upto 50% in addition to the investment to the investment range to the investment range specified for equity while ensuring that total investment in equity and equity related instruments remains within 65% to 75% in the scheme.
$ETCDs shall be based only on Gold/Silver.

MIRAE ASSET
Mutual Fund

04

Investment Framework

Net Equity Bands Across the **Glide Path**

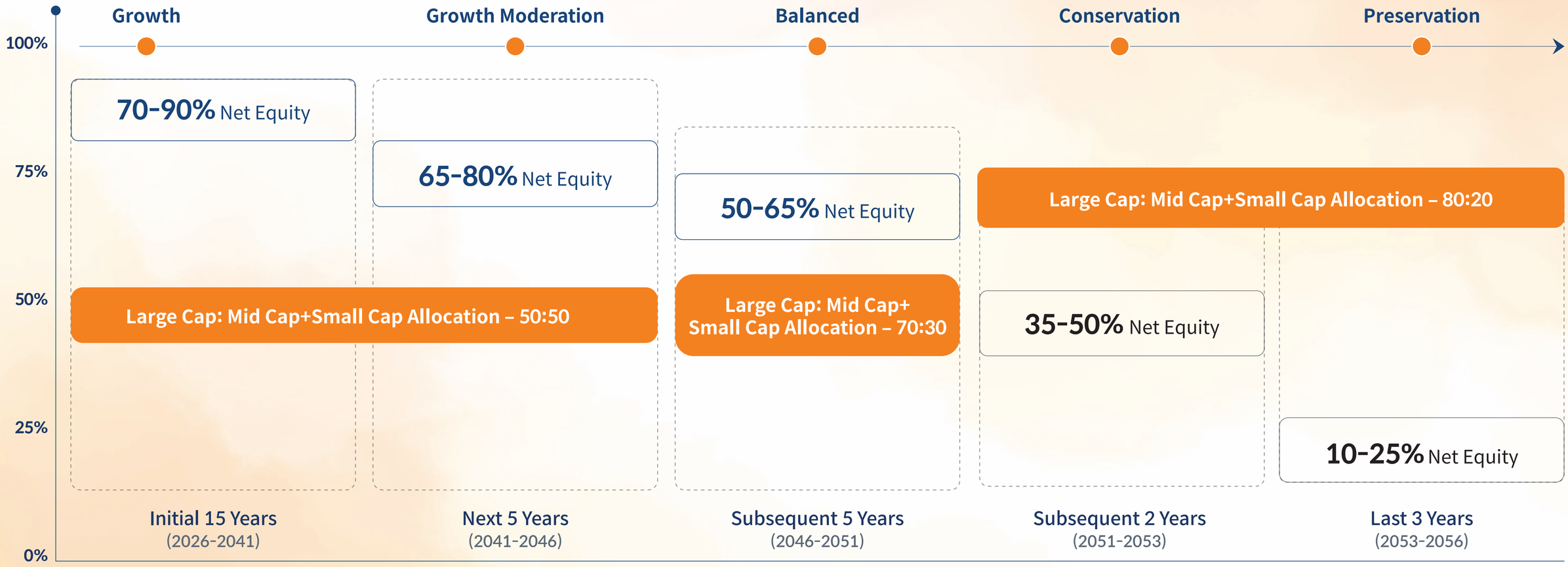

Source: Internal. Indicative allocation as % of net assets.
The investment Framework stated above may change from time to time without any notice and shall be in accordance with the strategy as mentioned in the Scheme Information Document of the scheme. For Complete asset allocation and Investment Strategy, please refer Scheme Information Document of the fund: https://www.miraeassetmf.co.in/docs/default-source/sid/sid_mirae-asset-life-cycle-fund-2056.pdf

MIRAE ASSET
Mutual Fund

Equity Allocation Framework

Net equity is set by a valuation-led framework, then fine-tuned by Fund Manager judgement

Dynamic Allocation between Equity & Debt

Net equity allocation driven by the valuation investment framework, fine-tuned with Fund Manager oversight

Composite ValuationScore

- Trailing & forward P/E valuation
- P/B valuation

Blended into one composite score that ranks current valuation

Valuation-to-Equity Rule

▼ **Lower score → Higher net equity**

▲ **Higher score → Lower net equity**

Precedence: distance from average valuation, weighed with % occurrence of similar levels historically

Fund Manager Oversight

- Checks whether fundamentals justify the valuation signal
- Fine-tunes net equity allocation in line with broader market trends

Source: Internal. Indicative allocation as % of net assets.
The investment Framework stated above may change from time to time without any notice and shall be in accordance with the strategy as mentioned in the Scheme Information Document of the scheme. For Complete asset allocation and Investment Strategy, please refer Scheme Information Document of the fund: https://www.miraeassetmf.co.in/docs/default-source/sid/sid_mirae-asset-life-cycle-fund-2056.pdf

MIRAE ASSET
Mutual Fund

Equity: The Return Engine at Accumulation Stage

GARP

Growth at reasonable price

Multi Cap

50% Large & 50%
Mid-Small Cap Allocation

Allocation Framework

Dynamic basis market view
Valuation centric framework

~70-90% | Net equity at inception

Source: Internal. GARP: Growth At Reasonable Price.
The investment Framework stated above may change from time to time without any notice and shall be in accordance with the strategy as mentioned in the Scheme Information Document of the scheme. For Complete asset allocation and Investment Strategy, please refer Scheme Information Document of the fund: https://www.miraeassetmf.co.in/docs/default-source/sid/sid_mirae-asset-life-cycle-fund-2056.pdf

The **BMV** Approach

Business

Market opportunity

Competitive moat

Capital efficiency

Valuation

Margin of safety

GARP discipline

Entry multiples

Management

Governance

Thought leadership

Capital allocation

Portfolio

Diversified

Benchmark aware

Core and tactical

Source: Internal.
The investment Framework stated above may change from time to time without any notice and shall be in accordance with the strategy as mentioned in the Scheme Information Document of the scheme. For Complete asset allocation and Investment Strategy, please refer Scheme Information Document of the fund https://www.miraeassetmf.co.in/docs/default-source/sid/sid_mirae-asset-life-cycle-fund-2056.pdf

MIRAE ASSET Mutual Fund

Why Mid & Small Caps for Long Term Wealth Creation?

Business	NSE-100			NSE Midcap 150			NSE Smallcap 250		
	BM	Top* (000' Cr.)	No. of Stocks	BM	Top* (000' Cr.)	No. of Stocks	BM	Top* (000' Cr.)	No. of Stocks
IT	7%	855	6	5%	107	8	5%	34	17
EPC	3%	554	1	1%	99	2	3%	24	9
Pharma	3%	469	5	7%	100	10	4%	48	8
Retail	1%	377	3	2%	60	4	1%	21	9
Logistics	1%	377	1	1%	79	2	3%	44	6
Home Improvements	0%	167	1	2%	62	3	1%	20	2
Pharma-CDMO	1%	245	1	2%	103	2	4%	31	9
Real Estate	1%	168	2	3%	69	4	2%	22	5
Capital Goods	2%	157	5	7%	151	9	6%	33	18
Hospitals & Diagnostics	1%	127	2	1%	69	2	4%	66	6
Hotel	0%	102	1	0%	33	1	1%	20	4
Consumer Durables	-	-	-	4%	139	6	2%	42	5
Textile	-	-	-	0%	40	1	1%	19	3
Agri/ Chemicals	-	-	-	3%	76	5	7%	45	15
AMC	-	-	-	1%	152	2	1%	30	2
Capital Market	-	-	-	7%	134	5	5%	37	7
EMS	-	-	-	1%	90	1	2%	28	4
Fintech	-	-	-	2%	108	1	0%	19	1
Consumables	0%	183	1	1%	54	3	1%	21	3
Gas	0%	114	1	1%	68	2	1%	21	3
Insurance	1%	175	2	6%	528	7	1%	33	4
Media	-	-	-	-	-	-	0%	22	1

BM: Benchmark. *Top denotes the market cap of the largest company within each index for that particular sector. Source: Bloomberg, Internal Research, Data, as of 31st August 2026; The sector(s)/stock(s)/issuer(s) mentioned in this presentation do not constitute any research report/recommendation of the same and the fund may or may not have any future position in these sector(s)/stock(s)/issuer(s). AMFI Data as o 31st December 2025. NSE-100: Nifty 100 Index. NSE Midcap 150: Nifty Midcap 150 Index. NSE Smallcap 250: Nifty Smallcap 250 Index.; Sector Classification Internal

Arbitrage: How Risk Steps Down

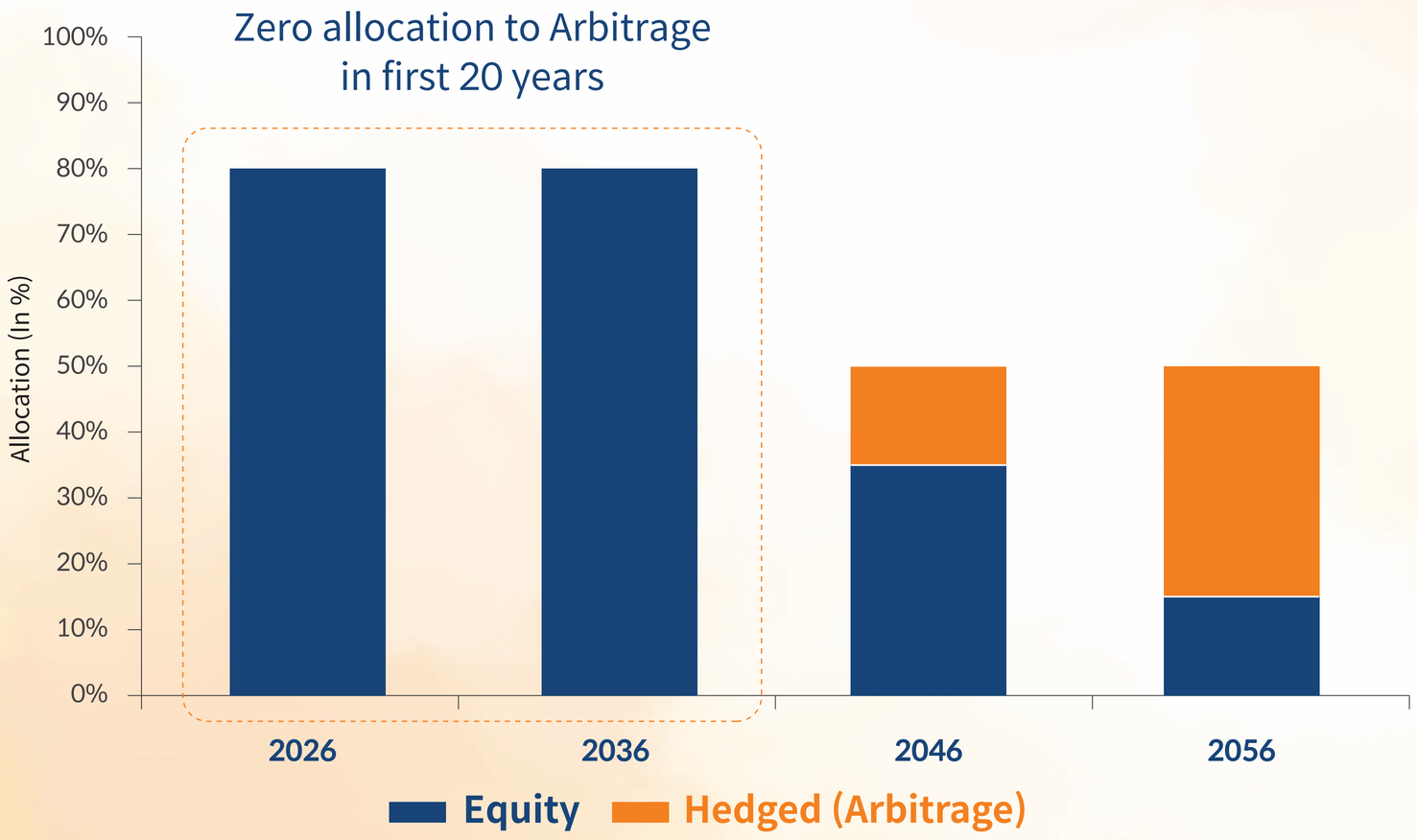

Fully hedged
Cash offset by futures short

Grows to ~50%
As maturity approaches

Source: Internal. Indicative allocation as % of net assets.
The investment Framework stated above may change from time to time without any notice and shall be in accordance with the strategy as mentioned in the Scheme Information Document of the scheme. For Complete asset allocation and Investment Strategy, please refer Scheme Information Document of the fund: https://www.miraeassetmf.co.in/docs/default-source/sid/sid_mirae-asset-life-cycle-fund-2056.pdf

Debt Investment Framework

First 20 years

Gilts & SDLs, roll-down strategy

Credit Quality - Sovereign | Instrument Allocation - Gilt and SDLs

Last 10 years

Gilts, SDLs & corporate bonds; actively managed based on interest rate view with accrual focus

Credit Quality - AA and above | Instrument Allocation - Gilt, SDLs and Corporate Bonds

SDL – State Development Loan

The investment Framework stated above may change from time to time without any notice and shall be in accordance with the strategy as mentioned in the Scheme Information Document of the scheme. For Complete asset allocation and Investment Strategy, please refer Scheme Information Document of the fund https://www.miraeassetmf.co.in/docs/default-source/sid/sid_mirae-asset-life-cycle-fund-2056.pdf

MIRAE ASSET
Mutual Fund

Commodities: Steady Throughout

Gold-tilted core
Structural, held throughout

Silver & ETCDs
Added opportunistically

Tactically sized
Within the permitted band

Roughly 5% of the portfolio, at every stage of the glide path.

Source: Internal. Indicative allocation as % of net assets. SDL – State Development Loan
The investment Framework stated above may change from time to time without any notice and shall be in accordance with the strategy as mentioned in the Scheme Information Document of the scheme. For Complete asset allocation and Investment Strategy, please refer Scheme Information Document of the fund: https://www.miraeassetmf.co.in/docs/default-source/sid/sid_mirae-asset-life-cycle-fund-2056.pdf

MIRAE ASSET
Mutual Fund

05

Why Starting Early Matters?

Delay by 15 Years, Lose 86% of Your Wealth (1/2)

Illustration - ₹10,000/month, 12.64% p.a. Assumed return, all to age 60

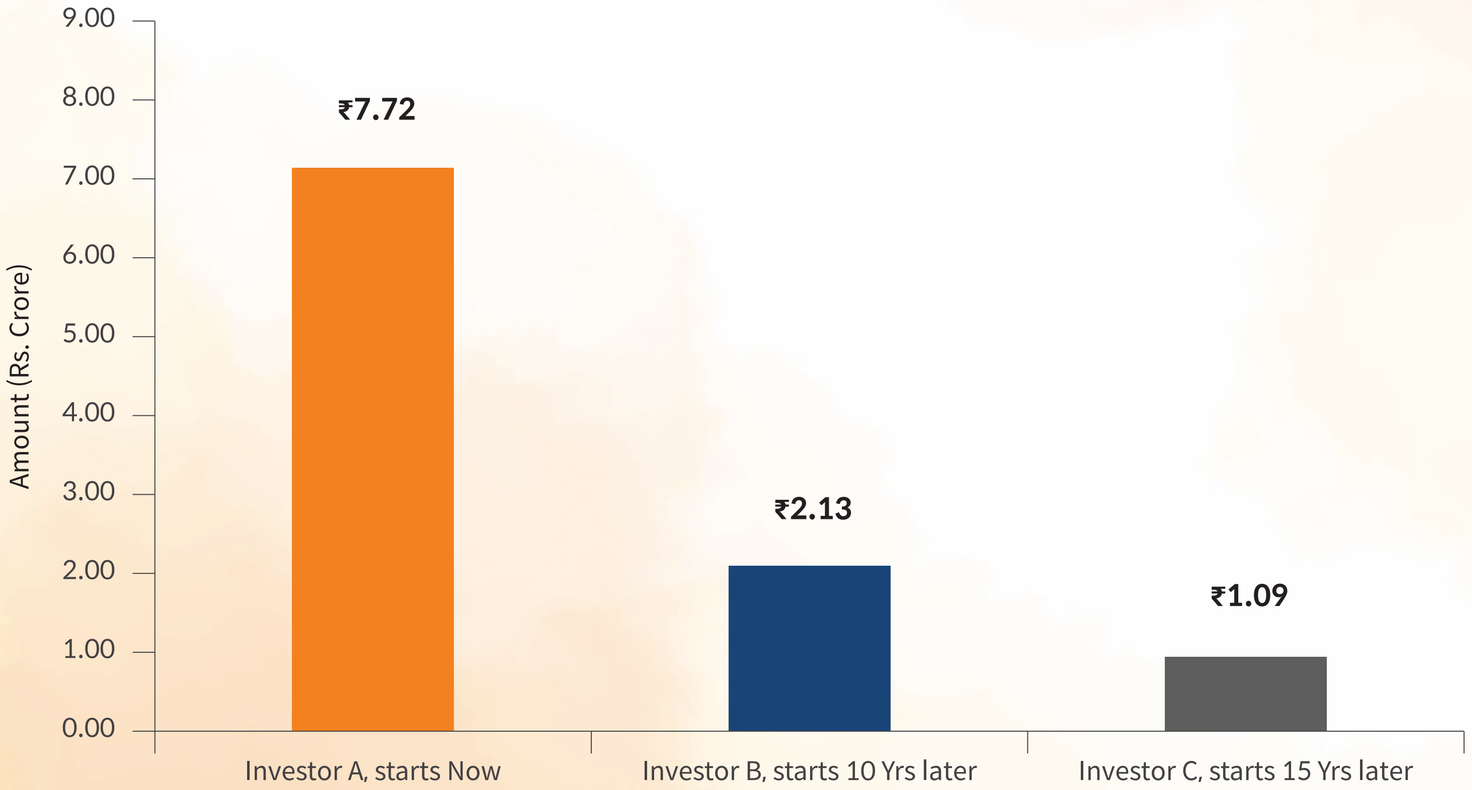

Three people. Same monthly amount. Same assumed return. Wildly different outcomes - purely because of when they started.

1. Returns calculated by taking mean of 10-year rolling returns between 01/06/13 and 30/05/23 for BSE Sensex @12.64%.
2. Returns are compounded annualized growth rate % (CAGR)
3. **Past performance may or may not be sustained in future and is not a guarantee of any future returns**
4. This is for illustration purpose only and is in line with AMFI Best Practices Guidelines Circular No. 109 / 2023-24 dated November 01, 2023

Delay by 15 Years, Invest 7X More Every Month (2/2)

Illustration – investment per month required to reach retirement corpus of ₹7.7 crore (12.64% p.a. Assumed return)

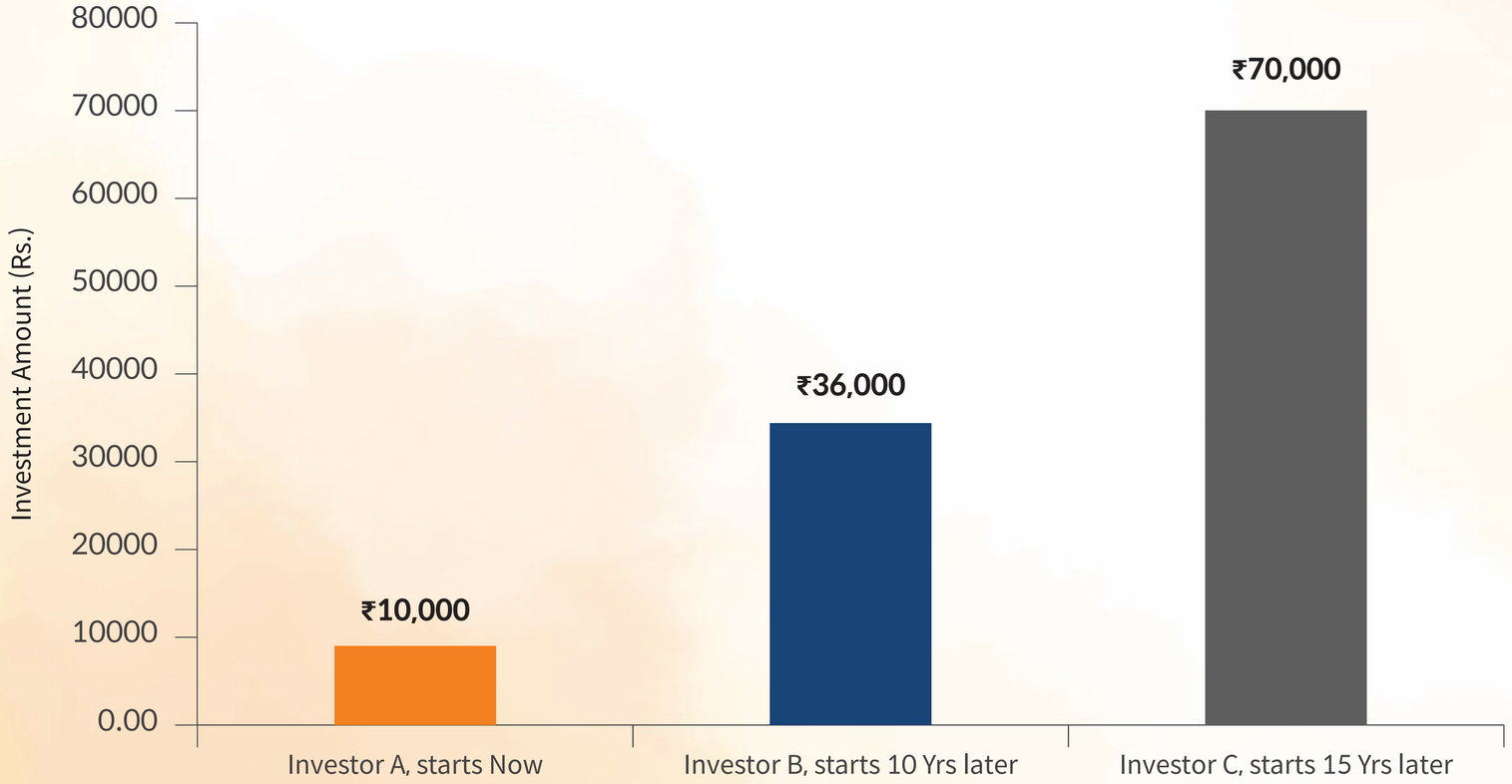

SIP Amount needs to be ~7X if you are starting 15 years late to build the same retirement corpus

1. Returns calculated by taking mean of 10-year rolling returns between 01/06/13 and 30/05/23 for BSE Sensex @12.64%.
2. Returns are compounded annualized growth rate % (CAGR)
3. **Past performance may or may not be sustained in future and is not a guarantee of any future returns**
4. This is for illustration purpose only and is in line with AMFI Best Practices Guidelines Circular No. 109 / 2023-24 dated November 01, 2023
5. SIP – Systematic Investment Plan

MIRAE ASSET
Mutual Fund

06

Summary

MIRAE ASSET
Mutual Fund

Who May **Invest?**

Age 20–30
The Early Starter

GOALS

- Career growth & wealth creation
- Marriage & first home
- Car
- Foreign Vacation
- Build long-term wealth and plan for retirement — through SIP

HOW THIS FUND HELPS

- 30 years of compounding at high equity (65–95%)
- Fund manages allocation - zero effort from you

Age 30–40
The Peak Earner

GOALS

- Children's higher education
- Home upgrade
- Building retirement corpus

HOW THIS FUND HELPS

- 20 years of growth, then auto-shift to safety
- Multi-asset mix manages volatility across cycles

Age 40–50
The Pre-Retiree

GOALS

- Children Marriage
- Retirement security & income
- Healthcare expenses
- Legacy & estate planning

HOW THIS FUND HELPS

- Glide path auto-shifts to debt as 2056 nears
- Arbitrage grows to ~50% - capital protection mode

- **Built for the long game —** SIP* or lump sum investments compound through the glide path to build a sizeable maturity corpus by 2056
- **Retire on your terms —** redeem via SWP# post-maturity to fund living expenses without disrupting your remaining corpus

This is for Illustration purpose only
*SIP – Systematic Investment Plan; #SWP – Systematic Withdrawal Plan

MIRAE ASSET
Mutual Fund

Why **Mirae Asset life Cycle Fund 2056?**

A Fund Built for Life's Journey

It is an open-ended multi-asset fund with 2056 maturity — designed to be a companion for the milestones that matter, across your life's financial journey

Every Age Has an Entry Point

Whether you are 25, 35, or 45 today, the fund's allocation evolves as your goals take shape and 2056 draws closer. The right question isn't 'how old am I' — it's 'what do I want to achieve, and how much time do I have.'

Your Corpus Keeps Working — Even as You Withdraw

The fund's structure supports a Systematic Withdrawal Plan through to its 2056 maturity — allowing you to draw a regular income while the glide path continues to balance growth and stability in the background.



The Glide Path Works For You

Equity starts high and systematically shifts toward debt and arbitrage as 2056 approaches. The fund follows a predefined path, rebalancing automatically at every stage. Discipline is built into the structure — not dependent on behaviour.

Compounding Rewards the Patient

eal wealth isn't built in the final years — it's built in the first. The fund's 30-year horizon is designed to give compounding exactly what it needs: time.

Built-In Discipline. Emotions Kept Out.

A rules-based framework guided by valuations and fund manager oversight keeps the portfolio on track — regardless of sentiment, headlines, or noise.

Mirae Asset Life Cycle Fund 2056 – **Key Features**

Fund Manager: 1. Mr. Harshad Borawake (Equity portion), 2. Mr. Basant Bafna (Debt portion)
3. Mr. Ritesh Patel (Commodity Portion)

Benchmark: NIFTY 500 TRI (65%) + NIFTY Short Duration Debt Index (25%) + Domestic Prices of Gold (7.5%) +Domestic Prices of Silver (2.5%)

Minimum Investment Amount: For NFO period, ₹ 5,000/- and in multiples of ₹ 1/-thereafter.
Minimum Additional Application Amount: ₹ 1,000/- per application and in multiples of ₹ 1/- thereafter

SIP Amount: ₹ 99/- and in multiples of ₹ 1/- thereafter

Plans and options: Regular Plan and Direct Plan

Options: Growth Option & Income Distribution cum Capital Withdrawal option (IDCW) –Payout & Reinvestment option

Load Applicable: Entry Load – NIL
Exit Load –
- If redeemed within 1 Year from the date of allotment/within one year of investment: 3%
- If redeemed after 1 Year from the date of allotment/investment but before completion of 2 years: 2%
- If redeemed after 2 Year from the date of allotment/investment but before completion of 3 years: 1%
- If redeemed after 3 Year from the date of allotment/investment: NIL

SIP/SWP/STP: Available

Taxation: STCG: Investment held for up to 12 months: 20%
LTCG: Investment held for more than 12 months: 12.5%

STCG: Short-term capital gains. LTCG: Long-term capital gains.
| It would be prudent for investors to consult their tax advisors for further details, clarification and actions. Refer SID/SAI for detailed taxation of the scheme | SIP – Systematic Investment Plan | SWP – Systematic Withdrawal Plan |STP – Systematic Transfer Plan

Riskometer

PRODUCT LABELLING

Mirae Asset Life Cycle Fund 2056 is suitable for investors who are seeking*

- Long term capital appreciation
- Investment in equity, debt & money market instruments, commodity ETFs and exchange traded commodity derivatives following a glide path till its maturity in the year 2056.

*Investors should consult their financial advisors if they are not clear about the suitability of the product.

Scheme Riskometer

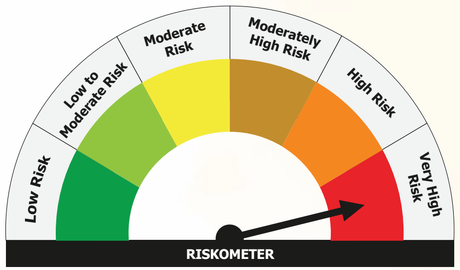

The risk of the scheme is Very High

Scheme Benchmark:(As per AMFI tier 1 Benchmark)
***65% Nifty 500 TRI + 25% Nifty Short Duration Debt Index + 7.5% Domestic Price of Gold + 2.5% Domestic Price of Silver**
Benchmark Riskometer

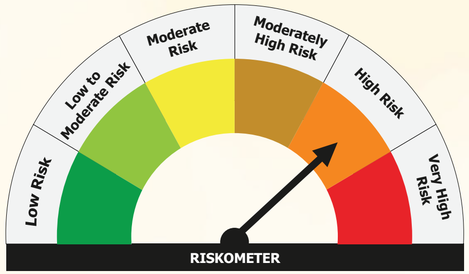

The risk of the benchmark is High

Scan here for product details & disclaimers

The above Product Labelling assigned during the New Fund Offer (NFO) is based on internal assessment of the scheme characteristics or model portfolio and the same may vary post NFO when the actual investments are made.

Disclaimer

Statutory Details: Trustee: Mirae Asset Trustee Company Private Limited; Investment Manager: Mirae Asset Investment Managers (India) Private Limited (AMC); Sponsor: Mirae Asset Global Investments Company Limited.

The information contained in this document is compiled from third party and publically available sources and is included for general information purposes only. There can be no assurance and guarantee on the yields. Views expressed by the Fund Manager cannot be construed to be a decision to invest. The statements contained herein are based on current views and involve known and unknown risks and uncertainties. Whilst Mirae Asset Investment Managers (India) Private Limited (the AMC) shall have no responsibility/liability whatsoever for the accuracy or any use or reliance thereof of such information. The AMC, its associate or sponsors or group companies, its Directors or employees accepts no liability for any loss or damage of any kind resulting out of the use of this document. The recipient(s) before acting on any information herein should make his/her/their own investigation and seek appropriate professional advice and shall alone be fully responsible / liable for any decision taken on the basis of information contained herein. Any reliance on the accuracy or use of such information shall be done only after consultation to the financial consultant to understand the specific legal, tax or financial implications.

Please consult your financial advisor or mutual fund distributor before investing

Mutual fund investments are subject to market risks, read all scheme related documents carefully.

IMPORTANT INFORMATION

For More Information, Visit Us At -

Our Funds:	https://www.miraeassetmf.co.in/mutual-fund-scheme
Collateral Downloads:	https://www.miraeassetmf.co.in/downloads/forms
Calculators:	https://www.miraeassetmf.co.in/calculators/target-sip-calculator

Follow us:

Please consult your financial advisor or Mutual Fund Distributor before investing

MIRAE ASSET
Mutual Fund

Ek fund jo chale
SAMAY KE SAATH

ONE FUND
for every goal
that matters

MULTIPLE GOALS
wealth at a place for
every milestone

Start today. Stay invested. Let time do the rest.

Mirae Asset Life Cycle Fund 2056