

Smarter than
traditional debt.
Simpler than
you think.

Presenting

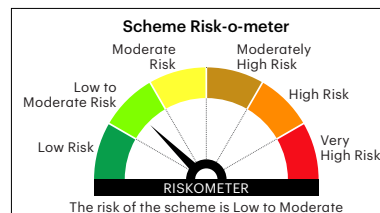
Invesco India Income Plus Arbitrage Active Fund of Fund

(An open ended fund of fund scheme investing in units of actively managed debt oriented schemes and equity Arbitrage schemes)

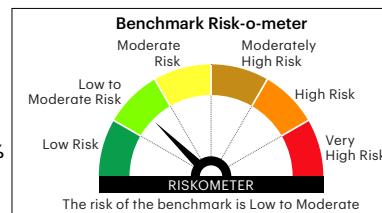
NFO Period:
2 July - 16 July 2025

This product is suitable for investors who are seeking*:

- Income over medium-term
- Investment in units of actively managed debt oriented and Arbitrage schemes



**60% Nifty
Corporate
Bond Index**
**A-II + 35%
Nifty 50**
**Arbitrage + 5%
Nifty 1D Rate
Index**



*Investors should consult their financial advisers if in doubt about whether the product is suitable for them.

Note: The above product labelling assigned during the New Fund Offer (NFO) is based on internal assessment of the scheme characteristics or model portfolio and the same may vary post NFO when the actual investments are made.

The investor will bear the recurring expenses of the scheme, in addition to the expenses of underlying schemes.

A conservative investor's conundrum




Note: It should be noted that the fiscal rules/tax laws may change and there can be no guarantee that the current tax position may continue in future. In view of individual nature of tax consequences, each investor is advised to consult his/her own professional tax advisor.

Presenting

Invesco India Income Plus Arbitrage Active Fund of Fund

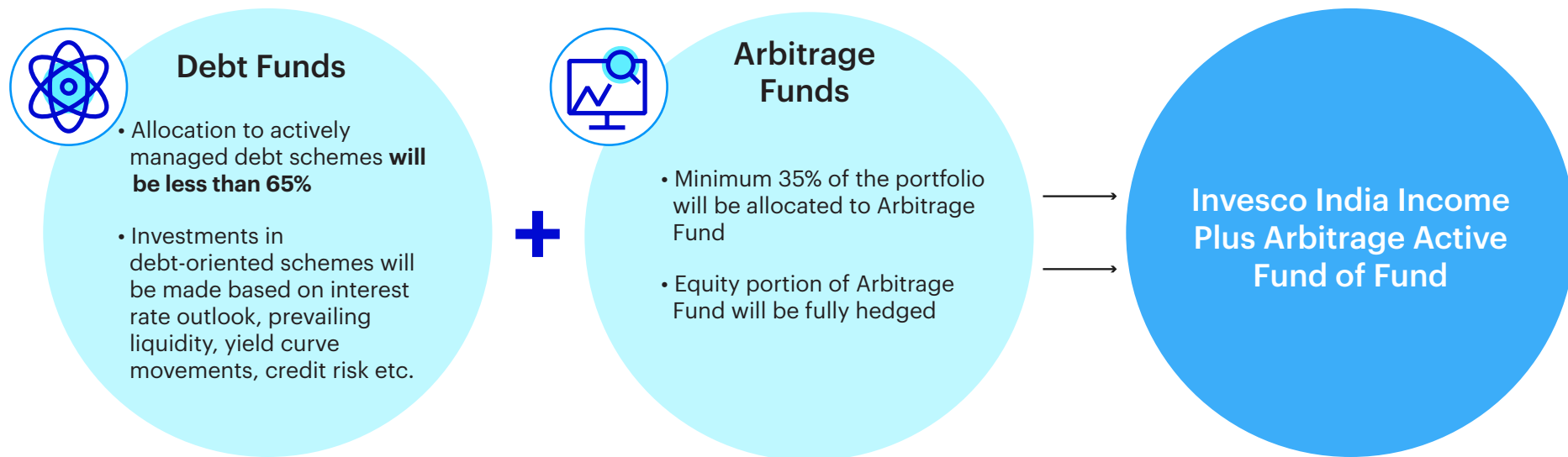
(An open ended fund of fund scheme investing in units of actively managed debt oriented schemes and equity Arbitrage schemes)

**Smarter than traditional debt.
Simpler than you think.**



Invesco India Income Plus Arbitrage Active Fund of Fund

Active allocation across actively managed debt and arbitrage funds



Note: Minimum investment in the underlying funds will be 95% of net assets. For details on asset allocation, please refer Scheme Information Document (SID) of the Scheme.

Key reasons to invest in Invesco India Income Plus Arbitrage Active Fund of Fund

Particulars	Debt Funds	Arbitrage Funds	Invesco India Income Plus Arbitrage Active Fund of Fund
Asset allocation	Investments only in debt and money market securities as per mandate	Fully hedged equity allocation and remaining in debt & money market instruments	Active allocation across debt oriented and arbitrage funds
Fund selection	Single fund. Investors make fund selection call	Single fund. Investors make fund selection call	Multiple funds & professional management. Fund manager allocates across actively managed debt and arbitrage funds depending on market conditions
Return/Risk profile	Provides stability and have relatively low risk	Captures equity market spreads, low risk due to fully hedged equity exposure	Exposure to both debt and arbitrage; debt exposure provides stability while fully hedged equity exposure reduces the risk associated with directional call to equities
Operational convenience	Single Fund, Single Transaction	Single Fund, Single Transaction	Multiple Funds, Single Transaction
Taxation on switch	Switching between schemes leads to taxation for investors	Switching between schemes leads to taxation for investors	No tax liability on scheme due to switch between schemes
Taxation on redemption	Investor's Income Tax Slab Rate irrespective of holding period	Equity taxation - STCG (<12 months): 20%; LTCG (>12 months): 12.5%	Holding Period ->24 months: 12.50% Upto 24 months: Investor's Income Tax Slab Rate

Notes: The above rates excludes surcharge and cess. No indexation benefit is available on redemption of units of the above scheme.

Source: Finance (No. 2) Act, 2024, Internal.

Disclaimer: The above is for illustration purposes only. It should not be used for the development or implementation of an investment strategy. It should not be construed as investment advice to any party. It should be noted that the fiscal rules/tax laws may change and there can be no guarantee that the current tax position may continue in future. In view of individual nature of tax consequences, each investor is advised to consult his/her own professional tax advisor.

Fund of fund schemes investing less than 65% in debt and money market instrument are more tax efficient compared to debt funds for holding period exceeding 2 years.

For units redeemed on or after 1st April 2025

Particulars	Holding Period	Short Term Capital Gains Tax (STCG)	Long Term Capital Gains Tax (LTCG)
Debt schemes	Not applicable (Deemed short term)	Investor's Income Tax Slab Rate	Investor's Income Tax Slab Rate
Fund of Funds investing less than 65% in debt and money market instruments	Upto 24 months – STCG > 24 months – LTCG	Investor's Income Tax Slab Rate	12.50%

Notes: The above rates excludes surcharge and cess. No indexation benefit is available on redemption of units of the above scheme.

Source: Finance (No. 2) Act, 2024

Disclaimer: The information provided above is for information and understanding purposes only. The information alone is not sufficient and shouldn't be used for the development or implementation of an investment strategy. It should not be construed as an investment advice to any party. It should be noted that the fiscal rules/tax laws may change and there can be no guarantee that the current tax position may continue in future. In view of individual nature of tax consequences, each investor is advised to consult his/her own professional tax advisor.

Provides tax advantage if investment horizon exceeds 2 years

Example: Pre & Post tax returns

Particulars	Debt funds	Fund of Funds (investing <65% in debt instruments)
Taxation	Applicable Slab Rate	STCG - upto 24 months - applicable slab rate LTCG (>24 months) - 12.5%
Amount invested (a)	1,00,000	1,00,000
Assumed rate of return	7.0%	7.0%
Holding period	>2 Years	>2 Years
Value at redemption (b)	1,14,490	1,14,490
Tax Rate (excluding surcharge & cess)	30.0%	12.5%
Taxable Amount (b-a)	14,490	14,490
Applicable Tax	4,347	1,811
Post Tax Value	1,10,143	1,12,679
Post Tax Return (CAGR)	4.95%	6.15%

Notes: For the investment horizon upto 2 years capital gains will be taxed at applicable tax rate. The above rates excludes surcharge and cess. No indexation benefit is available on redemption of units of the above scheme.

Source: Finance (No. 2) Act, 2024.

Disclaimer: The above investment simulation is for illustration purposes only. The rate of return used in simulation is assumed and the actual return for the Scheme may be different. The simulation is based on assumption that the investor is an individual investor falling under highest tax slab. It should not be used for the development or implementation of an investment strategy. It should not be construed as investment advice to any party or a promise on minimum returns and safeguard of capital. Invesco Asset Management (India) Pvt. Ltd./Invesco Mutual Fund is not guaranteeing or promising or forecasting any returns. It should be noted that the fiscal rules/tax laws may change and there can be no guarantee that the current tax position may continue in future. In view of individual nature of tax consequences, each investor is advised to consult his/her own professional tax advisor.

In the past, combining debt investments with arbitrage has fared well on post tax returns for holding period exceeding 2 years

Rolling returns analysis considering investment horizon of above 2 years

Time period: May 2015-May 2025

2 years daily Rolling Returns (<u>pre-tax</u>) (% CAGR)				2 years daily Rolling Returns (<u>post-tax</u>) (% CAGR)			
Particulars	60% Nifty Corporate Bond Index A-II + 35% Nifty 50 Arbitrage + 5% Nifty 1D Rate Index	NIFTY Corporate Bond Index A-II Index	NIFTY 50 Arbitrage Index	Particulars	60% Nifty Corporate Bond Index A-II + 35% Nifty 50 Arbitrage + 5% Nifty 1D Rate Index ¹	NIFTY Corporate Bond Index A-II Index ²	NIFTY 50 Arbitrage Index ³
Minimum	3.51%	3.31%	2.82%	Minimum	3.07%	2.32%	2.47%
Maximum	10.01%	10.97%	9.02%	Maximum	8.75%	7.68%	7.89%
Average	6.73%	7.44%	5.66%	Average	5.89%	5.21%	4.95%

Relatively better post tax returns

Past performance may / may not be sustained in the future and is not a guarantee of any future returns.

Source: MFIE, AMFI; Time Period: May 31, 2015 to May 31, 2025.

Notes: The above rates excludes surcharge and cess. No indexation benefit is available on redemption of units of the above scheme.

¹As long-term capital gains tax for Fund of Funds is applicable for a holding period greater than 24 months, rolling period considered is 2 years and 1 day.

²Specified mutual funds would be deemed short term irrespective of holding period. Assuming the investor falls under the maximum tax bracket of 30%.

³Tax on LTCG including on transfer of equity-oriented fund @12.5% applicable on aggregate gains under section 112A of the Act exceeding Rs. 1,25,000 in a financial year, without indexation and subject to payment of STT.

Disclaimer: The above investment simulation is for illustration purposes only. The simulation is based on assumption that the investor is an individual investor falling under highest tax slab. The rolling returns are calculated on a daily basis for 2 years and 1 day. Returns are CAGR. It should not be used for the development or implementation of an investment strategy. It should not be construed as investment advice to any party or a promise on minimum returns and safeguard of capital. Invesco Asset Management (India) Pvt. Ltd./Invesco Mutual Fund is not guaranteeing or promising or forecasting any returns. It should be noted that the fiscal rules/tax laws may change and there can be no guarantee that the current tax position may continue in future. In view of individual nature of tax consequences, each investor is advised to consult his/her own professional tax advisor.

Fund positioning

Our current investment preferences



Debt Funds (~60%-65% allocation⁴)

Investment predominantly in
Invesco India Corporate Bond Fund



Arbitrage Funds (~35%-40% allocation)

Investment predominantly in
Invesco India Arbitrage Fund

The allocations to debt and arbitrage funds will be managed based on the prevalent opportunities and market outlook across asset classes and within the sub-segment.

⁴**Note:** Allocation to debt schemes will be less than 65%

Disclaimer: The Portfolio allocation will be based on views of fund manager and is subject to change from time to time. Please refer to Scheme Information Document, for asset allocation and investment strategy to the Scheme.

Market view – Fixed income market remains in a sweet spot

Demand supply dynamics

G-sec

- **Demand supply is supportive** for G-sec due to rapid fiscal consolidation and complemented by healthy domestic demand & FPI buying, and **will further help to push yields lower**

Corporate Bonds

- With demand picking up for corporate bonds, spreads are expected to contract further. Currently, relatively high yield offered by corporate bonds over G-sec provide an attractive entry point

Supportive Monetary policy

Repo Rate

- RBI has cut policy rates by 100 bps since February'25, which has not been fully captured by market pricing as of now

Liquidity

- For smoother transmission of rates, RBI is continuously providing liquidity to the system through OMOs and Forex swaps
- Further, the current CRR cut will help bond yields go down gradually

Opportunities on the yield curve

G-sec

- The current steepness in 5 to 15 years segment of the G-sec yield curve makes it a value buy on the back of favourable demand-supply dynamics

Corporate Bonds

- Corporate bonds are offering attractive spreads in 2-5 years segment
 - ▶ 2-Year AAA bond spreads over 2 year G-sec - 87 bps
 - ▶ 3-Year AAA bond spreads over 3 year G-sec - 77 bps
 - ▶ 5-Year AAA bond spreads over 5 year G-sec - 71 bps

Risk-reward remains favourable and provides opportunity for diversification

OMO: Open Market Operation, FPI: Foreign Portfolio Investor, CRR: Cash Reserve Ratio. Data as on June 6, 2025.

Source: Bloomberg/Internal

Disclaimer: The information provided herein may include statements/data of future expectations that are based on current views and assumptions and involves known and unknown risks and uncertainties that could cause actual results, performance or events to differ materially from those expressed or implied.

Underlying fund **Invesco India Corporate Bond Fund**

(An open ended debt scheme predominantly investing in AA+ and above rated corporate bonds. A relatively high interest rate risk and relatively low credit risk.)

Positioned to capture spread compression from 2-5 years segment of corporate bond yield curve and benefit from capital gain opportunities from duration calls in 5-15 years segment of G-sec yield curve



Invesco India Corporate Bond Fund

Overview

A good mix of AAA rated Corporate bonds (~71%) and Sovereign securities (~24%) in the portfolio

Tactical exposure to G-sec complements the corporate bond allocation

Positioned to capture two distinct opportunities

G-Sec rally on continuing buying momentum

Corporate bonds spread compression as investors chase higher yields

Active duration management based on evolving macros

Focus on quality & liquidity

Investments only in AAA and sovereign bonds

An opportunity to benefit from likelihood of spread compression due to benign liquidity

Invesco India Corporate Bond Fund

Positioning

Our aim is to optimize positioning across two distinct ends of the Corporate Bond as well as G-sec yield curve

G-sec

- G-sec exposure is at higher end (~24%). **We are largely invested in upto 15 years segment**, which is expected to benefit from Duration

Corporate Bond

- **We are finding more value at the shorter-end**
- Short term AAA corporate bonds are offering good spreads over similar maturity G-sec and their own long-term averages
 - 2 year AAA spreads at ~87 bps compared to around 10-year average of ~64 bps.
 - 3 year AAA spreads at ~77 bps compared to around 10-year average of ~58 bps
 - 5 year AAA spreads at ~71 bps compared to around 10-year average of ~52 bps

Portfolio Allocation (% of net assets) as on May 31, 2025

Corporate Bonds
Largely targeting
2-5 yrs of the yield
curve

Sovereign securities
Targeting 5-15 yrs of
the yield curve

~71%
Provides accrual

~24%
For duration

Spreads data source: Bloomberg. Spreads data as on June 6, 2025.

Portfolio Data as on May 31, 2025. Rest of the portfolio allocation is in Corporate Debt Market Development Fund: 0.22%, Cash & Cash Equivalent: 4.66%. Money Market Instruments: 0.14%

Note: The above positioning is based on our current views & market conditions and are subject to change from time to time.

Invesco India Corporate Bond Fund

Portfolio details

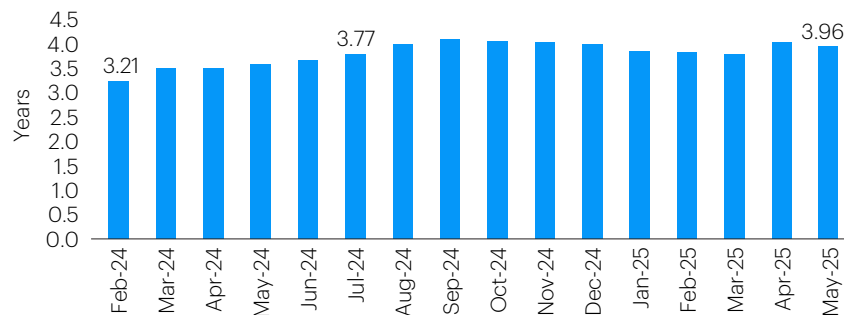
Portfolio details as on May 31, 2025

Instrument	% Weightage
Corporate Debt^	71.22%
Government Security	23.76%
Money Market Instruments	0.14%
Corporate Debt Market Development Fund	0.22%
Cash & Cash Equivalent	4.66%

Rating Profile	% Weightage
AAA	71.22%
Sovereign	23.76%
Corporate Debt Market Development Fund	0.22%
A1+	0.14%
Cash & Cash Equivalent	4.66%

Portfolio statistics	
YTM*	6.64%
Average Maturity	5.04 years
Macaulay Duration	3.96 years
Modified Duration	3.77 years

Portfolio Macaulay Duration



Maturity Year (% of Net Assets)	Sovereign	Corporate Bond
Up to 2026	0.02%	5.60%
2027 to 2028	0.15%	35.73%
2029 to 2030	0.88%	22.47%
2031 to 2035	17.24%	7.56%
2035 Plus	5.47%	-

Data as of May 31, 2025. ^Including PTC (Pass-through certificates). *Yield to maturity should not be construed as minimum return offered by scheme.

Note: The above positioning is based on our current views & market conditions and are subject to change from time to time.

Market view - Arbitrage spreads appear attractive

Equity market sentiments play an important role in determining arbitrage spreads. When markets are bullish, investors expect to make higher returns and therefore are willing to pay high spreads. When equity markets are sideways, investors tend to pay lower spreads at the time of rollovers but the intra month churn⁵ opportunities rise. Only prolonged bearish markets are bad for arbitrage spreads.

Currently, we seem to be in bull market characterized by high volatility with valuations remaining elevated. This is good from an arbitrage fund's perspective as roll spreads are also buoyant while the intermittent bouts of volatility due to various reasons like valuations, geopolitical tensions, news flow from US, etc. create opportunities to churn the portfolio.

Based on participant wise Open Interest (OI) and trading volume data, FIIs have increased their net long position in stock futures and are now at par with Retail/HNI investors. Net long position by FIIs in stock futures have more than doubled over the past 8 months, while overall net long position in stock futures remain flat compared to 8 months ago.

Underlying fund

Invesco India Arbitrage Fund

(An open ended scheme investing in arbitrage opportunities)



Invesco India Arbitrage Fund

Overview

Equity Allocation

Fully hedged equity exposure at all times – Buys in cash market and simultaneously sells in derivative market to capture difference **between prices**

No directional exposure to equities

Looks at opportunities to enhance portfolio returns potential – At times, the fund can churn the equity portfolio aggressively to capitalize on the changing “spreads” in the spot and futures market

Debt Allocation

Debt component comprises of tactical and strategic allocation to enhance return potential

Focus on safety of debt investments – Primarily invests in high credit quality (AAA/AA+/A1+) rated papers

Invesco India Arbitrage Fund

Portfolio details

Portfolio data as on May 31, 2025

Top 10 Equity Holdings	% of Net Assets	
	Equity Exposure	Derivate Exposure
HDFC Bank Limited	4.37%	-4.39%
State Bank of India	3.41%	-3.44%
ITC Limited	2.94%	-2.94%
ICICI Bank Limited	1.98%	-1.99%
IDFC First Bank Limited	1.64%	-1.65%
Larsen & Toubro Limited	1.52%	-1.51%
Varun Beverages Limited	1.43%	-1.44%
Bajaj Finance Limited	1.41%	-1.42%
Vodafone Idea Limited	1.40%	-1.41%
Hindustan Unilever Limited	1.27%	-1.26%

Total equity exposure:
71.90% of net assets

Corresponding derivative exposure:
-72.30% of net assets

Asset Profile	% of Net Assets
Equity	71.90%
Corporate Bond	1.33%
Mutual Fund Units	19.11%
Money Market Instruments	3.02%
Cash & Cash equivalent	4.64%

Source: Internal.

Disclaimer: The stocks referred above should not be construed as recommendations from Invesco Asset Management (India) Private Limited and/or Invesco Mutual Fund. The Scheme may or may not have any present or future positions in these stocks/sectors.

Here's why you should consider Invesco India Income Plus Arbitrage Active Fund of Fund?



Relatively lower volatility

Fixed income exposure offers stability, while fully hedged equity arbitrage exposure eliminates risk associated with directional equity movements.



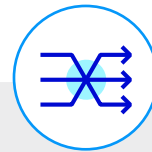
Active management

Active allocation across debt and arbitrage funds.



Tax efficient

Investments held over 24 months are subject to long-term capital gains tax of 12.5%.



Aims to navigate all market conditions

Can work in all market conditions and provides optimal investment outcomes.

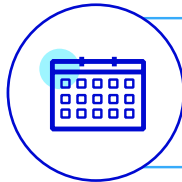
Who should invest?



Suitable for conservative investors seeking income generation with lower risk and improved tax efficiency



Investors looking for alternative to traditional debt investments



Best suited for investors with an investment horizon of above 2 years

Key facts - Invesco India Income Plus Arbitrage Active Fund of Fund

Type	An open ended fund of fund scheme investing in units of actively managed debt oriented schemes and equity Arbitrage schemes		
Category of the Scheme	Hybrid FoF - Income plus Arbitrage FoF		
Investment Objective	To generate income by investing in units of actively managed debt oriented and equity Arbitrage schemes. There is no assurance that the investment objective of the Scheme will be achieved.		
Asset Allocation	Under normal circumstances, the asset allocation pattern will be:		
	Instruments	Indicative Allocation (% of Net Assets)	
		Minimum	Maximum
	Units of Mutual Fund schemes out of which:	95	100
	a. Units of actively managed Debt oriented schemes	35	65
	b. Units of actively managed Arbitrage schemes	35	65
Plans⁶/ Options	Debt and Money Market Instruments including Government Securities, T-Bills and Repo on Government Securities		
		0	5
	The scheme can invest in the schemes managed by Invesco Mutual Fund or any other Mutual Fund(s) as per the above stated asset allocation.		
	The exposure to units of actively managed debt oriented schemes, Debt and Money Market Instruments shall be below 65%.		
Minimum Application Amount (During NFO and ongoing basis)	Lumpsum: Rs. 1,000/- per application and in multiples of Re. 1/- thereafter.		
	For Systematic Investment Plan (SIP):		
	Options	Monthly	Quarterly
	Minimum Installments	6	4
	Minimum Amount	Rs.1,000	Rs.1,500
	And in multiples of Re.1 thereafter		
Load	Exit Load ⁷ : Nil		
Fund Managers	Vikas Garg (Fixed Income) and Deepak Gupta (Arbitrage)		
Benchmark Index	60% Nifty Corporate Bond Index A-II + 35% Nifty 50 Arbitrage + 5% Nifty 1D Rate Index		

⁶Direct Plan will have a lower expense ratio excluding distribution expenses, commission for distribution of Units etc. ⁷Exit Load changed, if any, will be credited back to the scheme, net of Goods & Services Tax.

Note: The investor will bear the recurring expenses of the scheme, in addition to the expenses of underlying schemes.

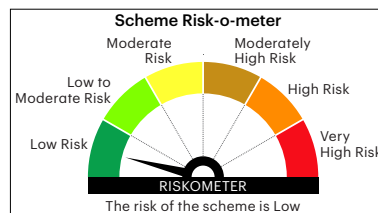
Invesco India Arbitrage Fund

(An open ended scheme investing in arbitrage opportunities)

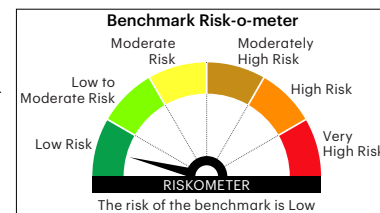
Data as on May 31, 2025

This product is suitable for investors who are seeking*:

- Income over medium-term
- Income through opportunities emerging out of difference in pricing between cash and derivatives markets and through deployment of surplus cash in fixed income instruments



As per
AMFI Tier I
Benchmark i.e.
**Nifty 50
Arbitrage**



*Investors should consult their financial advisers if in doubt about whether the product is suitable for them.

Invesco India Corporate Bond Fund

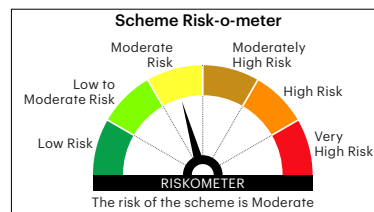
(An open ended debt scheme predominantly investing in AA+ and above rated corporate bonds.
A relatively high interest rate risk and relatively low credit risk)

Data as on May 31, 2025

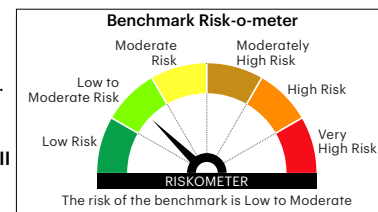
Potential Risk Class Matrix			
Credit Risk → Interest Rate Risk ↓	Relatively Low (Class A)	Moderate (Class B)	Relatively High (Class C)
Relatively Low (Class I)			
Moderate (Class II)			
Relatively High (Class III)	A-III		

This product is suitable for investors who are seeking*:

- Income over medium to long term
- Investments in AA+ and above rated corporate bonds



As per
AMFI Tier I
Benchmark i.e.
**Nifty
Corporate
Bond Index A-II**



*Investors should consult their financial advisers if in doubt about whether the product is suitable for them.

The investor will bear the recurring expenses of the schemes, in addition to the expenses of underlying schemes.

Disclaimer: This document alone is not sufficient and shouldn't be used for the development or implementation of an investment strategy. It should not be construed as investment advice to any party. The statements contained herein may include statements of future expectations and other forward looking statements that are based on prevailing market conditions / various other factors and involve known and unknown risks and uncertainties that could cause actual results, performance or events to differ materially from those expressed or implied in such statements. The data used in this document is obtained by Invesco Asset Management (India) Private Limited (IAMI) from the sources which it considers reliable. While utmost care has been exercised while preparing this document, IAMI does not warrant the completeness or accuracy of the information and disclaims all liabilities, losses and damages arising out of the use of this information. The content of this document is intended solely for the use of the addressee. If you are not the addressee or the person responsible for delivering it to the addressee, any disclosure, copying, distribution or any action taken or omitted to be taken in reliance on it is prohibited and may be unlawful. The readers should exercise due caution and/or seek appropriate professional advice before making any decision or entering any financial obligation based on information, statement or opinion which is expressed herein.

Mutual Fund investments are subject to market risks, read all scheme related documents carefully



Get in touch

Corporate Office:

Invesco Asset Management (India) Private Limited

2101 A, 21st Floor, A- Wing, Marathon Futurex,
N.M. Joshi Marg, Lower Parel, Mumbai – 400 013
T: +91 22 67310000 | F: +91 22 23019422

To invest:

Call: 1800-209-0007

SMS '**Invest**' to 56677

Invest Online: www.invescomutualfund.com

Follow us on

